



**Secretary of State
Office of Professional Regulation**

**Thirty First Annual Report
on
Professional Licensing**



Jim Condos, Secretary of State

Christopher D. Winters, Director

**Vermont Secretary of State
Office of Professional Regulation**

As of: November 2012

**Vermont Secretary of State
Office of Professional Regulation**

**Thirty First Annual Report
on
Professional Licensing**

Published by:

Jim Condos, Secretary of State

Christopher D. Winters, Director

A note to the reader:

This Director's Annual Report for the Office of Professional Regulation (OPR, Office) covers Fiscal Year 2012- July 1, 2011, through June 30, 2012. It contains the Director's report as well as a summary of the activity of the regulatory programs for the 45 professions supported and managed by OPR. You will also find tables and charts providing a report on the activities, revenues, and expenditures for all regulatory programs administered under the jurisdiction of OPR.

Information relating to specific professions can be accessed via our web page: <http://www.vtprofessionals.org>
Comments and suggestions are welcome. Write or call the Director, Office of Professional Regulation, Secretary of State, National Life Bldg., North FL2, Montpelier, Vermont 05620-3402, (802) 828-1505 or e-mail to opr@sec.state.vt.us.

TABLE OF CONTENTS

Director's Report.....	1
<u>Appendices:</u>	
Appendix A: Graph - Complaint Activity Overview	2
Appendix B: Complaint Activity for the Fiscal Year	3
Appendix C: Graph - Complaint Activity.....	4
Appendix D: Pending Cases at the Start of the Fiscal Year.....	5
Appendix E: Graph - Pending Cases	6
Appendix F: New Cases Received for the Fiscal Year.....	7
Appendix G: Graph - New Cases Received.....	8
Appendix H: Conduct Cases Concluded Without Discipline for the Fiscal Year.....	9
Appendix I: Graph – Conduct Cases Concluded Without Discipline.....	10
Appendix J: Cases Concluded With Discipline for the Fiscal Year	11
Appendix K: Graph - Cases Concluded With Discipline	12
Appendix L: Licensees By Profession.....	13
Appendix M: Receipts/Expenditures by Profession	16
Appendix N: Roster of Board/Commission/Advisor Members	17

This report contains information regarding the following professions:

Accountants Acupuncturists Alcohol & Drug Counselors Architects Athletic Trainers Audiologists Auctioneers Barbers & Cosmetologists Body Piercers Boxing Chiropractors Crematoriums Dental Examiners Dietitians Electrologists	Professional Engineers Funeral Service Hearing Aid Dispensers Landscape Architects Land Surveyors Marriage & Family Therapists Clinical Mental Health Counselors Midwives, Licensed Motor Vehicle Racing Naturopaths Nursing Nursing Home Administrators Occupational Therapists Opticians Optometrists	Osteopathic Physicians and Surgeons Pharmacists Physical Therapists Private Investigative/Security Svcs Psychoanalysts Psychologists Psychotherapists, Non-licensed Radiologic Technologists Real Estate Appraisers Real Estate, Brokers & Salespersons Respiratory Care Practitioners Social Workers, Clinical Speech Language Pathologists Tattooists Veterinarians
--	---	---

Director's Report Fiscal Year 2012

Director's Report

The mission of the Office of Professional Regulation ("OPR") within the Secretary of State's Office is to protect the public from unethical, incompetent or otherwise unprofessional behavior by licensed practitioners in the professions and occupations that are regulated through the OPR; to protect the public from practitioners in these fields who are unauthorized to practice; and to ensure equity in licensing, regulation and discipline by fairly and responsibly administering the rules and statutes pertaining to these professions and occupations.

We could not accomplish this mission without the 30 plus member OPR team. In this report I would particularly like to acknowledge their dedication, professionalism and skill in serving the public as we carry out our public protection duties. Even in the face of many changes in staff, structure, computer systems, and locations in recent years, they carry on and get the work done with barely a complaint. With nearly 60,000 licensees in 45 professions and an ever increasing disciplinary caseload, this group manages an incredibly high volume of transactions in an efficient, timely, and courteous manner. It is my privilege to serve with them.

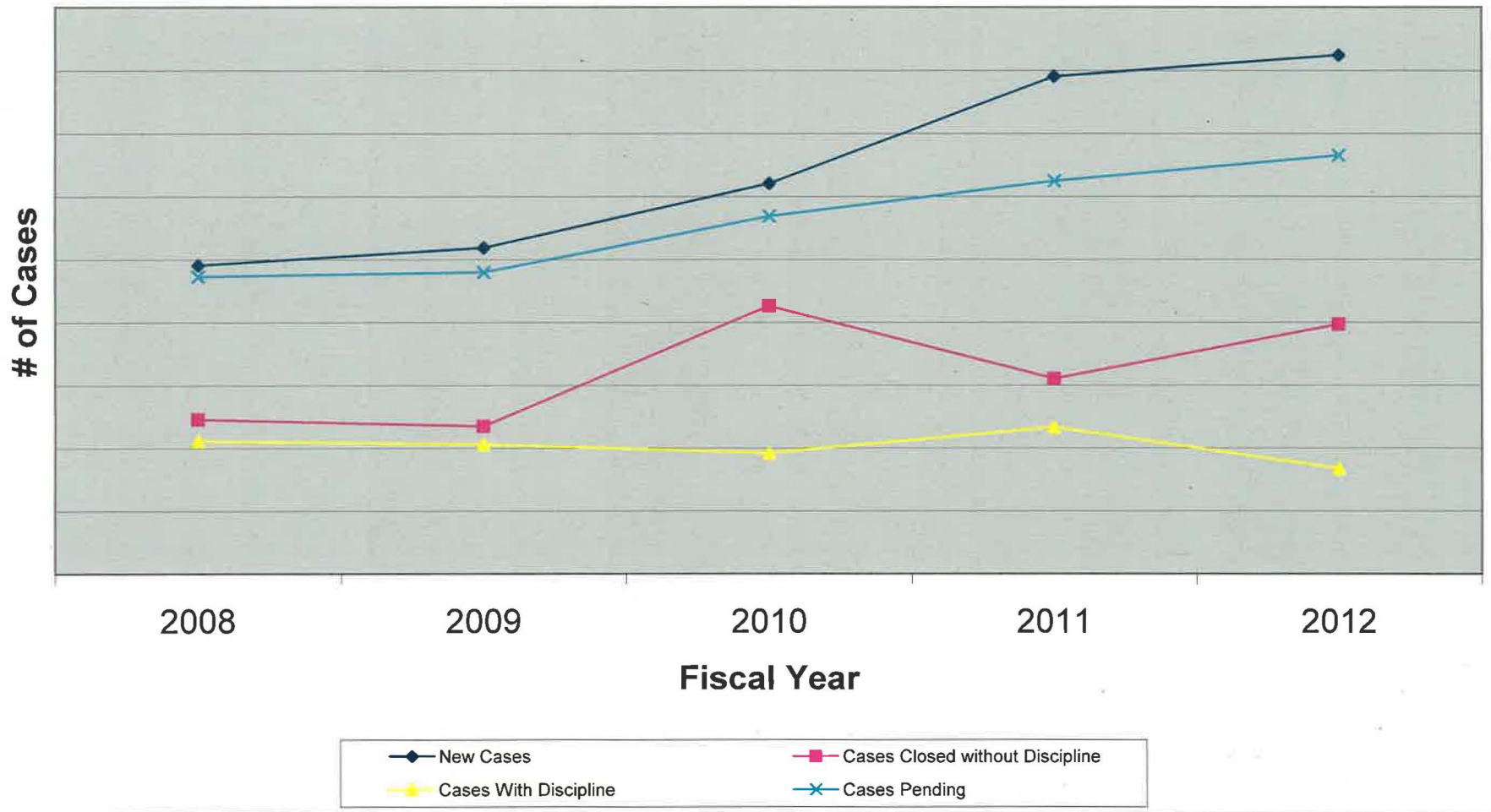
In fiscal year 2012, despite the many challenges listed above, the OPR completed the transition to online renewals for all professions. We were able to advocate for and secure a position for a Pharmacy Board Executive Director who will make a significant contribution to public protection in the rapidly changing arena of prescription drugs. We upgraded eLicense (our electronic licensing and enforcement system) for new functionality and greater efficiency and moved all eLicense servers to a cloud hosted environment for increased reliability. We successfully integrated work force data surveys into online renewals for dentists, nurses and osteopaths to contribute to the betterment of our health care system. We also successfully improved our eLicense reporting capabilities to focus more on workload metrics and identifying measureable processing gaps and reducing application and case processing times. We recently kicked off an initiative for paperless licensure at renewal time to increase our efficiency, reduce costs, and protect the environment. Many of these projects will continue through the next fiscal year.

It is an honor to collaborate with so many dedicated public servants, including the OPR staff, Secretary of State Condos and his administrative team, the House and Senate Government Operations Committees, and the many dedicated volunteers who are board members and advisors for the professions we regulate.

Respectfully submitted,

Christopher D. Winters, Director

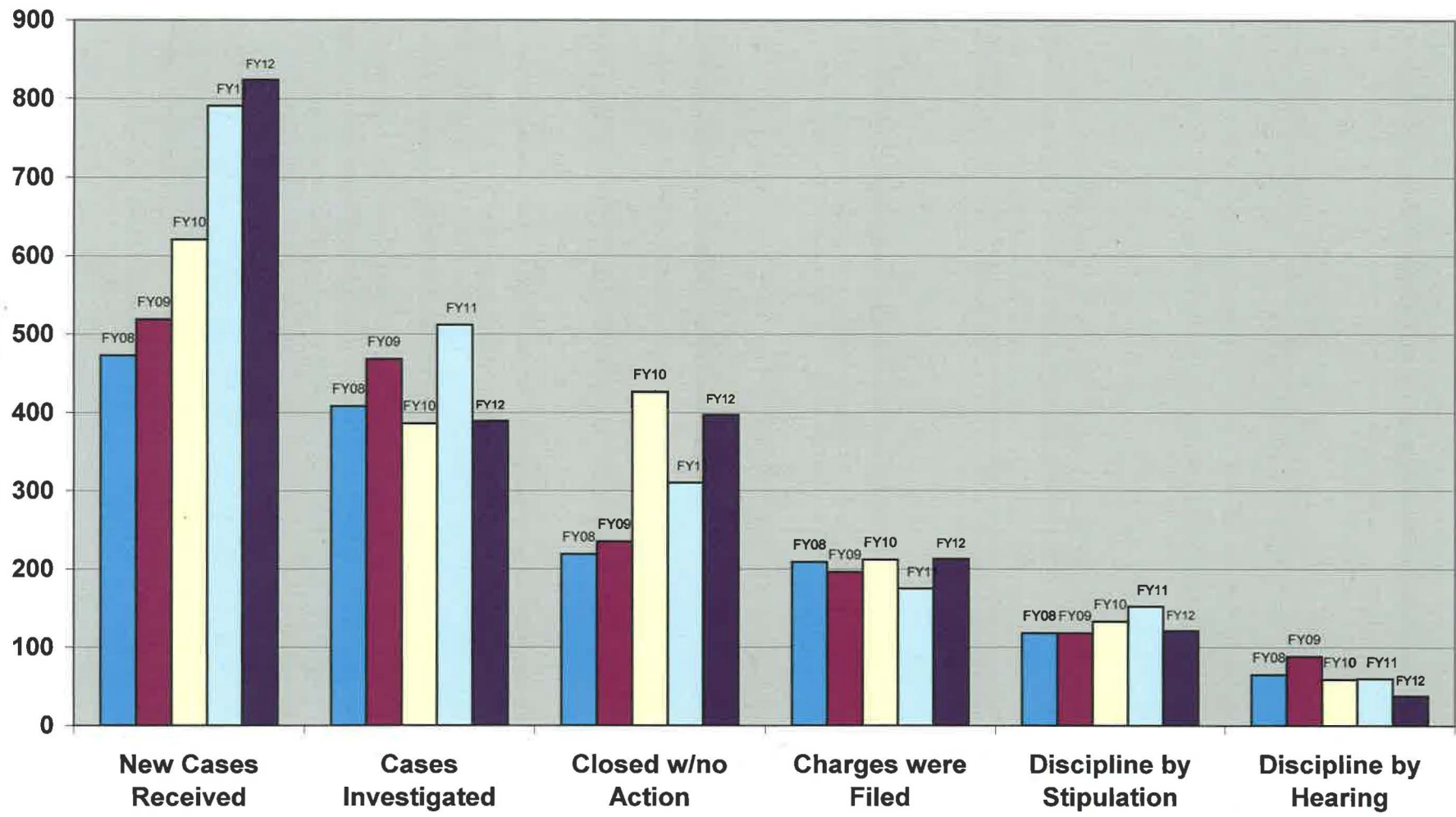
Appendix A: Complaint Activity Overview For Fiscal Years 2008 through 2012



Appendix B: Complaint Activity for Fiscal Year 2012

	New Cases Received	Cases Investigated	Closed without Discipline	Charges Filed	Summary Suspension	Discipline Imposed by Stipulation	Discipline Imposed after Hearing
Accountant	10	4	5	8	0	3	0
Acupuncturist	1	0	0	0	0	0	0
Alcohol & Drug Counselor	4	2	0	0	0	0	0
Allied Mental Health	14	12	4	4	0	2	0
Architect	2	5	2	0	0	1	1
Athletic Trainer	0	0	1	0	0	0	0
Auctioneer	3	4	2	1	0	0	1
Audiologist	0	0	0	0	0	0	0
Boxing	0	0	1	0	0	0	0
Chiropractor	5	3	0	2	0	1	0
Cosmetology & Barber	60	17	48	43	0	20	8
Dentist	44	30	14	7	2	8	0
Dietitian	0	0	0	0	0	0	0
Electrologist	2	0	0	0	0	0	0
Engineer, Professional	9	8	0	1	0	0	1
Funeral Service	9	4	3	3	0	0	0
Hearing Aid Dispenser	1	0	0	0	0	0	0
Land Surveyor	5	5	4	1	0	0	0
Landscape Architect	0	0	0	0	0	0	0
Midwife, Licensed	0	1	2	1	0	1	0
Motor Vehicle Racing	1	0	1	0	0	0	0
Naturopathic Physician	1	4	0	2	0	1	0
Nursing	317	149	90	83	5	50	18
Nursing Home Administrator	8	6	9	0	0	0	2
Occupational Therapist	2	1	0	1	0	1	0
Optician	0	0	0	0	0	0	0
Optometry	1	1	4	0	0	0	0
Osteopathic Physician	4		7	1	0	1	0
Pharmacist/Pharmacy	92	46	20	30	1	16	2
Physical Therapist	14	10	1	3	0	2	0
Private Detective/Security	17	5	13	2	0	4	2
Psycholoanalyst	0	0	0	0	0	0	0
Psychologist	12	7	12	1	0	0	0
Radiologic Technologist	2	0	0	0	0	0	0
Real Estate Appraiser	20	16	13	3	0	3	0
RE Broker/Salesperson	117	22	38	7	0	3	2
Respiratory Care Therapist	0	2	0	0	0	0	0
Social Workers, Clinical	7	4	6	1	0	0	0
Tattooist/Body Piercer	21	12	4	7	0	2	1
Veterinarian	17	9	6	1	0	2	0
Totals	822	389	310	213	8	121	38

Appendix C: Historical Data - Detail of Complaint Activity for Fiscal Years 2008 through 2012

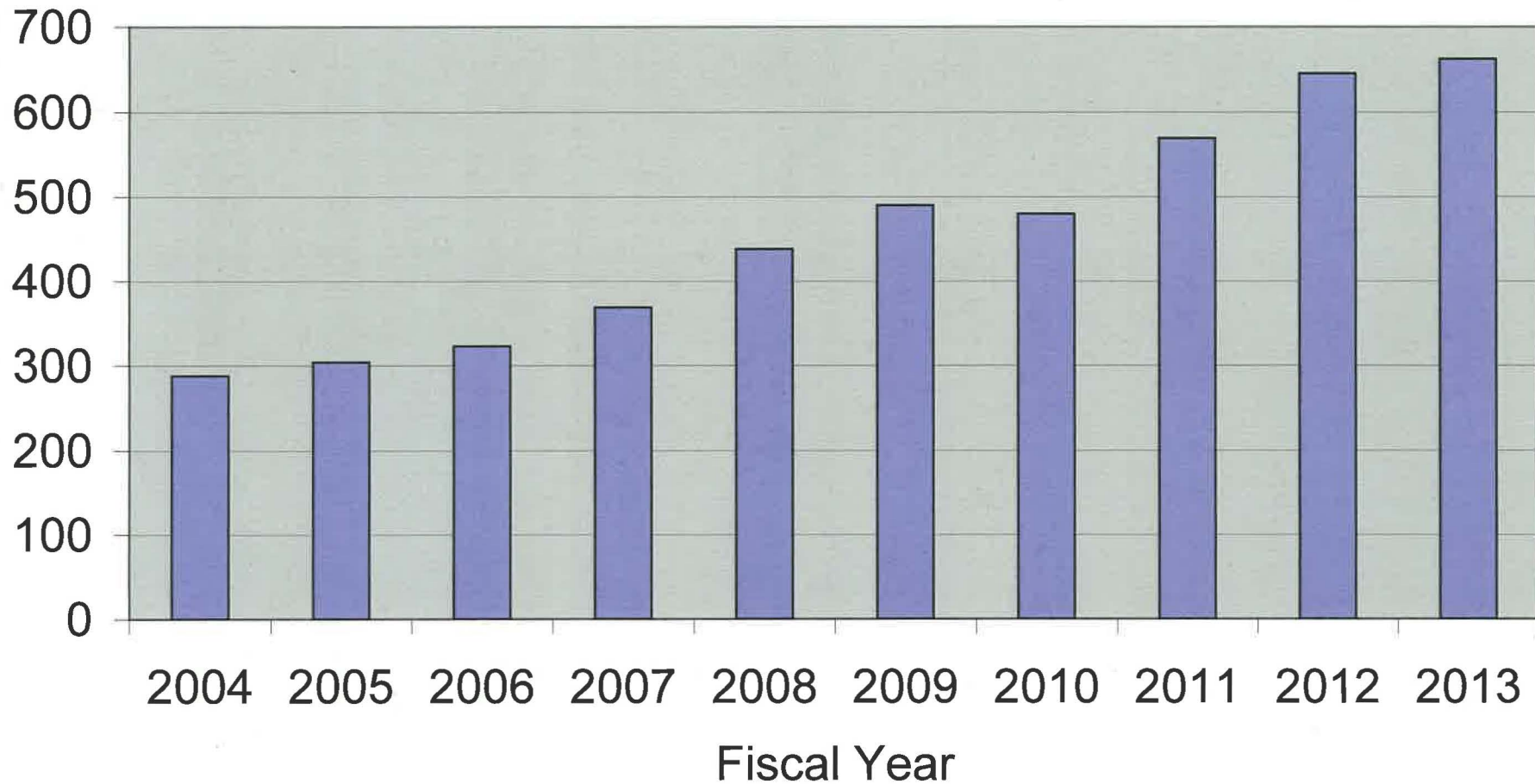


Appendix D: Historical Data of Pending Cases at the Start of the Fiscal Year

	2004	2005	2006	2007	2008	2009	2010	2011	2012	2013
Accountant	10	1	4	9	18	3	8	10	10	10
Acupuncturist	0	0	4	3	3	4	0	0	0	1
Allied Mental Health	5	5	11	3	9	12	12	6	15	17
Architect	4	1	3	6	4	3	2	6	6	4
Athletic Trainer	0	0	0	1	0	0	0	1	0	0
Auctioneer	3	1	2	1	1	4	2	5	3	2
Audiologist	PNR	PNR	0	0	0	0	0	0	0	0
Boxing	0	0	0	0	0	0	0	0	0	0
Chiropractor	7	0	4	1	1	0	5	0	4	7
Cosmetologist	10	6	4	24	31	53	49	43	60	60
Drug/Alcohol Counselor	4	5	2	6	4	5	5	3	2	3
Dentist	37	25	29	14	16	11	18	31	36	45
Dietitian	0	0	0	0	0	0	0	1	1	0
Electrologist	0	0	0	0	0	1	0	0	0	2
Engineer, Professional	6	2	6	5	8	4	2	8	5	9
Funeral Service	8	8	7	6	9	20	19	13	3	7
Hearing Aid Dispenser	0	0	1	0	0	0	0	2	0	1
Landscape Architect	PNR	PNR	PNR	PNR	PNR	PNR	PNR	PNR	0	0
Land Surveyor	2	1	2	3	6	8	9	10	9	9
Midwife, Licensed	2	5	3	4	4	5	1	0	2	0
Motor Vehicle Racing	0	0	0	0	0	0	0	0	0	1
Naturopathic Physician	0	0	0	0	1	0	0	1	4	2
Nursing	99	102	94	115	125	143	209	252	264	223
Nursing Home Administrator	3	4	2	4	6	4	11	18	13	9
Occupational Therapist	1	1	0	2	0	1	1	0	1	2
Optician	1	0	0	0	0	2	0	0	0	0
Optometry	2	1	3	1	0	2	0	1	2	2
Osteopathic Physician	3	5	6	4	4	5	2	12	12	13
Pharmacist/Pharmacy	12	25	39	28	65	84	50	44	75	71
Physical Therapist	0	0	0	4	4	2	3	4	4	4
Private Detective/Sec. Ser.	3	20	11	20	21	29	4	8	8	17
Psychoanalyst	1	1	1	2	1	0	0	0	0	0
Psychologist	6	4	4	2	1	2	3	13	8	11
Radiologic Technologist	1	2	8	3	4	6	2	1	0	2
Real Estate Appraiser	13	15	15	21	14	11	8	15	13	25
Broker/Salesperson	28	51	49	61	55	33	25	37	47	54
Respiratory Care Therapist	PNR	0	3	2	4	7	3	1	3	2
Social Workers, Clinical	4	5	1	6	5	3	7	7	3	8
Tattooist/Body Piercer	2	2	1	6	4	9	7	7	19	21
Veterinarian	9	6	4	2	10	14	13	9	13	18
TOTAL	288	304	323	369	438	490	480	569	645	662

PNR = Previously Not Regulated

Appendix E: Historical Data Pending Cases at the Start of the Fiscal Year

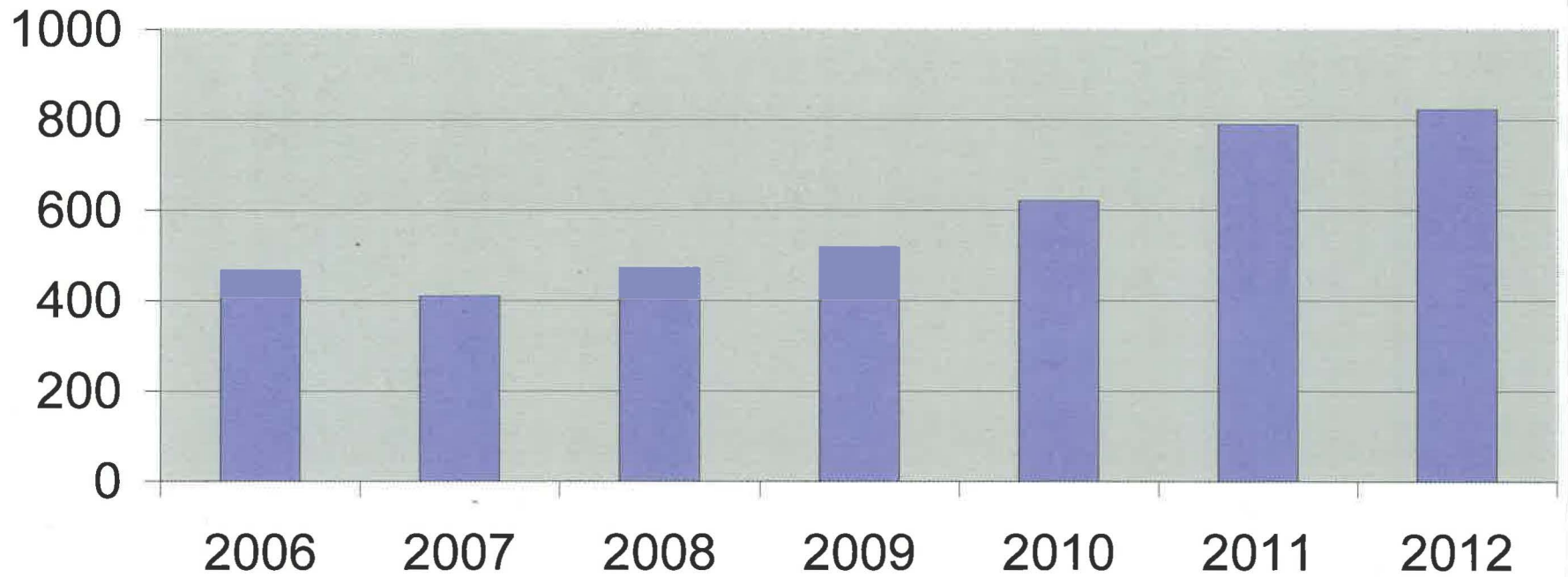


**Appendix F: Historical Data of New Cases Received
For Fiscal Years 2006 through 2012**

	2006	2007	2008	2009	2010	2011	2012
Accountant	12	21	12	7	11	9	10
Acupuncturist	1	4	2	0	0	0	1
Alcohol & Drug Counselor	5	2	4	2	0	2	4
Allied Mental Health	2	8	14	9	8	20	14
Architect	9	1	3	3	6	5	2
Athletic Trainer	1	0	1	0	1	0	0
Auctioneer	1	0	5	1	5	3	3
Audiologist	1	0	0	0	0	0	0
Boxing	0	0	0	0	0	2	0
Chiropractor	3	2	2	4	1	5	5
Cosmetologist	34	31	50	35	33	59	60
Dentist	26	13	18	21	32	37	44
Dietitian	0	0	0	0	1	1	0
Electrologist	2	0	1	0	0	0	2
Engineer, Professional	6	6	1	8	6	3	9
Funeral Service	1	3	15	5	5	3	9
Hearing Aid Dispenser	0	0	0	1	3	0	1
Land Surveyor	6	6	5	5	6	9	5
Landscape Architect	PNR	PNR	PNR	PNR	PNR	0	0
Midwife, Licensed	4	0	1	1	0	2	0
Motor Vehicle Racing	0	0	0	0	0	1	1
Naturopathic Physician	0	1	0	1	1	4	1
Nursing	160	129	149	282	310	365	317
Nursing Home Administrator	3	4	4	8	11	10	8
Occupational Therapist	3	0	2	2	1	1	2
Optician	0	0	0	0	0	0	0
Optometry	1	1	1	1	2	6	1
Osteopathic Physician	5	4	3	2	17	10	4
Pharmacist/Pharmacy	46	78	75	57	57	81	92
Physical Therapist	3	7	1	7	6	3	14
Private Detective/Security Services	17	12	23	5	10	17	17
Psychoanalyst	1	0	0	0	0	0	0
Psychologist	6	6	9	3	14	11	12
Radiologic Technologist	2	2	4	2	0	1	2
Real Estate Appraiser	14	4	7	7	8	16	20
Real Estate Broker/Salesperson	66	39	26	7	41	53	117
Respiratory Care Therapist	0	4	5	3	1	4	0
Social Workers, Clinical	6	4	3	5	6	10	7
Tattooist/Body Piercer	14	7	12	13	10	22	21
Veterinarian	6	12	15	12	8	16	17
TOTAL	467	411	473	519	621	791	822

PNR = Previously Not Regulated

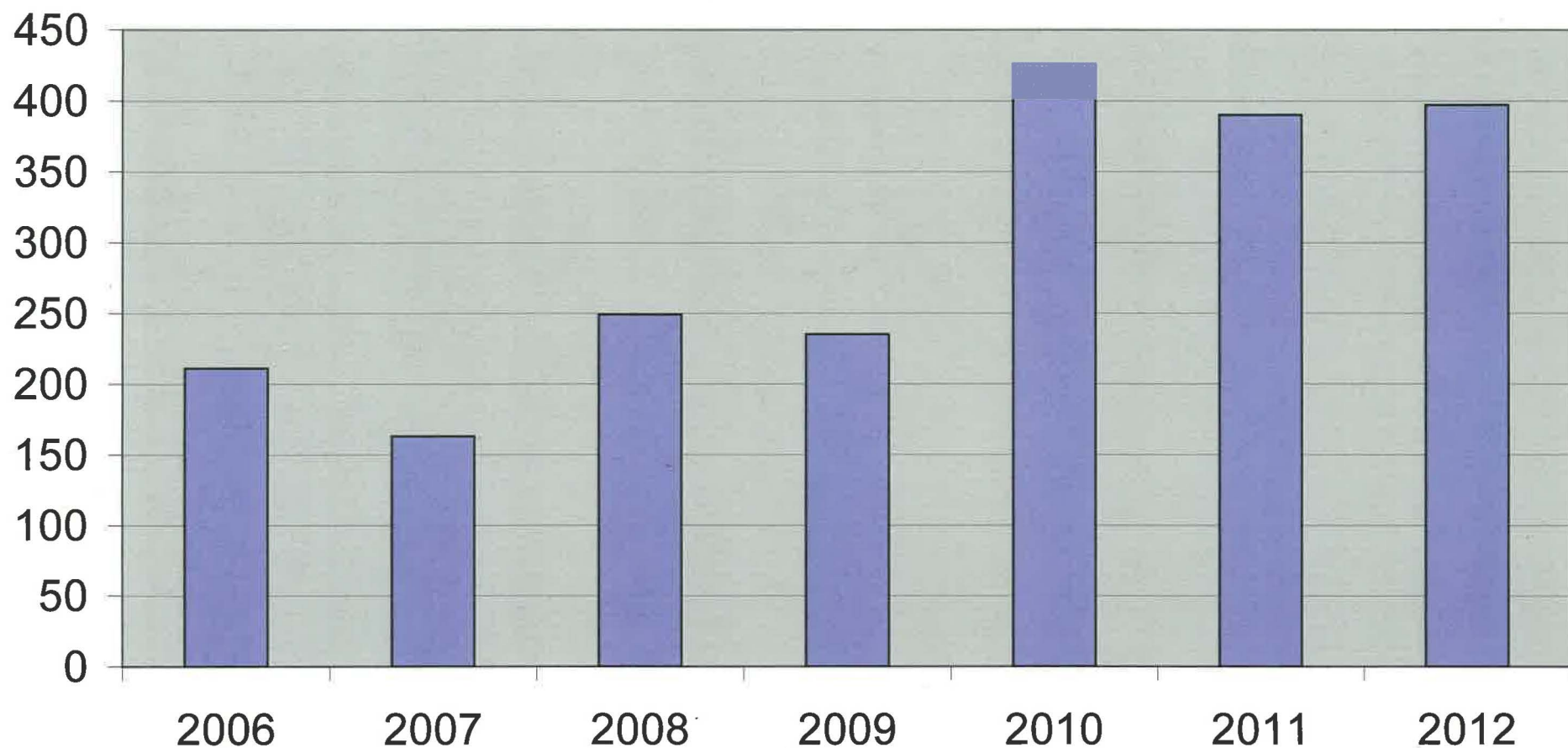
**Appendix G: Historical Data
New Case Received For Fiscal Year 2006
through 2012**



**Appendix H: Historical Data - Conduct Cases Concluded Without Discipline
For Fiscal Years 2006 through 2012**

	2006	2007	2008	2009	2010	2011	2012
Accountant	4	2	21	6	3	5	10
Acupuncturist	0	2	0	2	0	0	1
Alcohol & Drug Counselor	0	1	2	2	1	0	3
Allied Mental Health	8	2	9	4	11	4	10
Architect	3	2	3	3	3	2	3
Athletic Trainer	0	1	0	0	0	1	0
Auctioneer	1	0	1	2	4	2	2
Audiologist	1	0	0	0	0	0	0
Boxing	0	0	0	0	0	1	0
Chiropractor	3	2	1	1	5	0	1
Cosmetologist & Barber	5	5	14	23	22	48	26
Dentist	25	6	12	16	11	14	25
Dietitian	0	0	0	0	0	0	0
Electrologist	2	0	0	0	1	0	0
Engineer, Professional	3	0	4	3	5	0	3
Funeral Service	2	0	4	1	3	3	3
Hearing Aid Dispenser	0	0	0	0	2	0	0
Land Surveyor	8	3	2	5	5	4	4
Landscape Architect	PNR	PNR	PNR	PNR	PNR	PNR	0
Midwife, Licensed	3	0	0	1	2	2	1
Motor Vehicle Racing	0	0	0	0	0	1	0
Naturopathic Physician	2	0	1	0	1	0	2
Nursing	45	43	45	84	192	90	145
Nursing Home Administrator	1	1	3	1	2	9	11
Occupational Therapist	0	2	1	1	3	0	0
Optician	0	0	1	0	0	0	0
Optometry	1	2	1	0	2	4	1
Osteopathic Physician	4	3	2	2	7	7	5
Pharmacist/Pharmacy	28	25	30	28	60	20	51
Physical Therapist	2	5	3	0	9	1	11
Private Detective/Security Services	4	4	12	5	8	13	2
Psychoanalyst	0	0	1	0	0	0	0
Psychologist	5	3	8	8	5	12	5
Radiologic Technologist	3	0	1	2	0	0	0
Real Estate Appraiser	5	7	6	5	2	13	6
Real Estate Broker/Salesperson	30	28	39	12	30	38	39
Respiratory Care Therapist	1	1	2	0	1	0	1
Social Workers, Clinical	1	4	2	1	3	6	3
Tattooist/Body Piercer	4	5	5	9	12	4	13
Veterinarian	7	4	10	8	11	6	10
TOTAL	211	163	246	235	426	310	397
PNR = Previously Not Regulated							

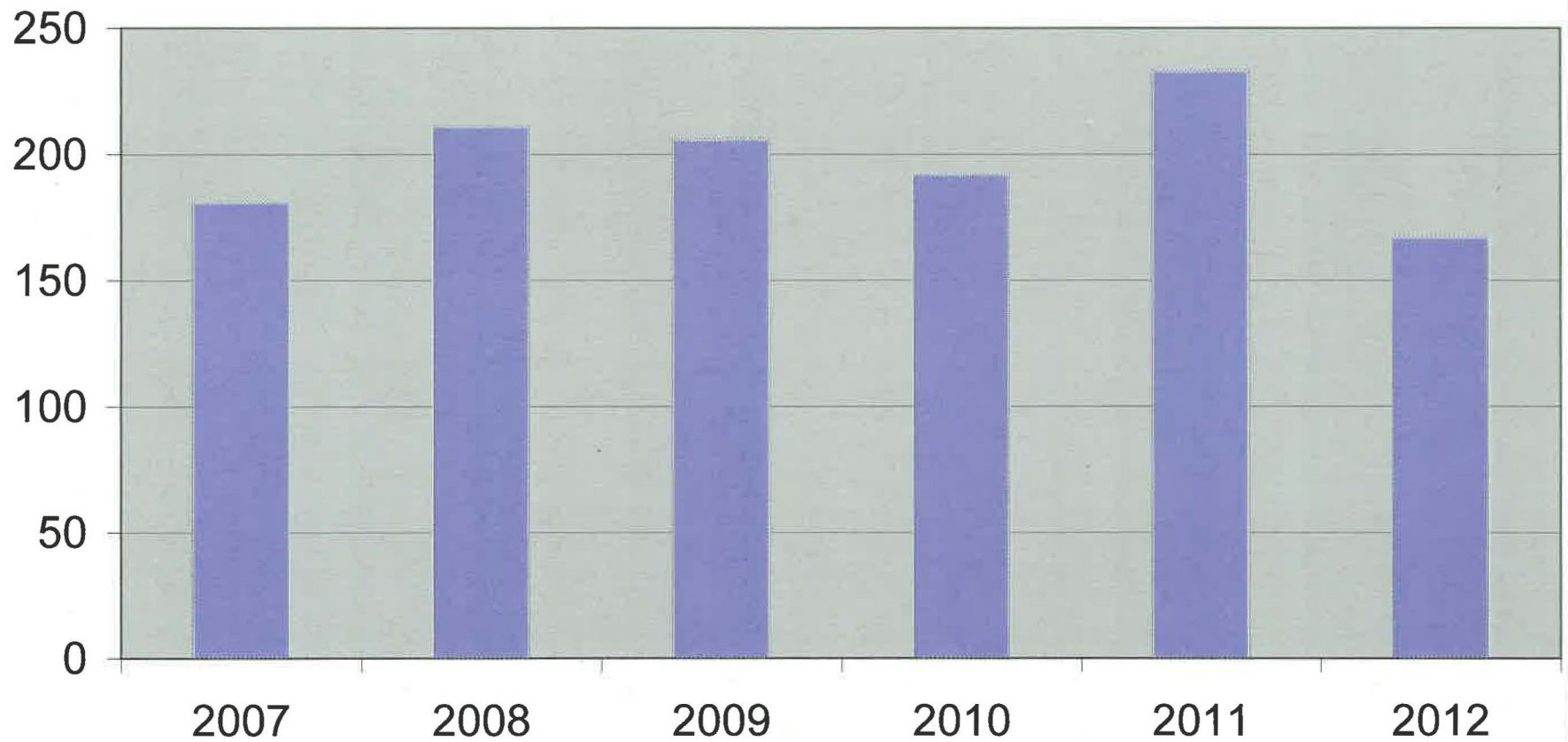
Appendix I: Historical Data - Conduct Cases Concluded Without Discipline For Fiscal Years 2006 through 2012



**Appendix J: Historical Data - Conduct Cases Concluded
With Disciplinary Action for Fiscal Years 2007 through 2012**

	2007	2008	2009	2010	2011	2012
Accountant	9	8	7	0	0	3
Acupuncturist	2	0	0	0	0	0
Alcohol & Drug Counselor	3	1	1	0	0	0
Allied Mental Health	1	4	5	1	2	2
Architect	1	1	1	0	2	2
Athletic Trainer	0	1	0	0	0	0
Auctioneer	0	1	0	0	0	1
Audiologist	0	0	0	0	0	0
Boxing	0	0	0	0	0	0
Chiropractor	0	2	0	0	0	1
Cosmetologist	14	15	17	8	21	28
Dentist	5	12	3	6	7	10
Dietitian	0	0	0	0	0	0
Electrologist	0	0	0	0	0	0
Engineer, Professional	2	1	4	4	0	1
Funeral Service	0	0	1	0	10	0
Hearing Aid Dispenser	0	0	0	0	2	0
Land Surveyor	0	1	1	1	4	0
Landscape Architect	PNR	PNR	PNR	0	0	0
Midwife, Licensed	0	0	0	0	0	1
Motor Vehicle Racing	0	0	0	0	0	0
Naturopathic Physician	0	0	0	0	1	1
Nursing	95	104	107	104	137	73
Nursing Home Administrator	0	3	1	2	3	2
Occupational Therapist	0	0	1	0	0	1
Optician	0	0	0	0	0	0
Optometry	0	0	0	1	0	0
Osteopathic Physician	1	0	1	0	0	1
Pharmacist/Pharmacy	16	27	11	40	13	19
Physical Therapist	2	0	1	0	1	2
Private Detective/Security Services	3	6	6	6	0	6
Psychoanalyst	0	0	0	0	0	0
Psychologist	5	1	1	0	2	0
Radiologic Technologist	2	1	1	2	0	0
Real Estate Appraiser	2	4	0	1	8	3
Real Estate Broker/Salesperson	10	10	26	4	7	5
Respiratory Care Therapist	1	0	3	4	2	0
Social Workers, Clinical	1	3	1	2	4	0
Tattooist/Body Piercer	6	4	4	2	4	3
Veterinarian	0	1	2	4	3	2
TOTAL	181	211	206	192	233	167
PNR = Previously Not Regulated						

**Appendix K: Historical Data - Conduct Cases
Concluded With Disciplinary Action for Fiscal Years
2006 - 2012**



**Appendix L: Licensees By Profession
For Fiscal Years 2008 through 2012**

Profession	FY08	FY09	FY10	FY11	FY12
Accountants, Certified Public	1,153	1,076	1,206	1,109	1,183
Accountants, Registered Public	7	6	6	5	6
Accountancy Firms	280	255	283	247	261
Acupuncturist	138	154	155	162	148
Acupuncturist - Detoxification Technician	7	8	8	8	8
Architects	1,132	1,087	883	1,070	1,137
Athletic Trainers	120	113	116	140	156
Auctioneers	222	210	187	202	219
Barbers	147	141	131	139	142
Barber - Apprentice	0	0	5	7	3
Barber Shops	73	73	65	66	67
Boxing	0	1	1	4	1
Boxing Manager	0	0	1	1	-
Chiropractic	250	244	237	247	252
Chiropractic - Intern	0	0	1	1	1
Cosmetologists	2,947	3,158	1,118	3,091	2,813
Costmetologist - Apprentice	0	0	22	30	27
Cosmetolgy Shops	774	817	789	827	759
Cosmetology Schools	4	4	2	4	3
Cosmetology - Manicurists	244	260	232	249	241
Cosmetology - Manicurists Apprentice	0	0	16	19	14
Cosmetology - Estheticians	151	172	176	199	197
Cosmetology - Estheticians Apprentice	0	0	2	4	3
Dentists	480	454	503	462	507
Dentist - Pro Bono	0	0	7	4	4
Dentist - Transient Practice Permit	0	0	1	0	-
Dental Hygienists	672	636	696	643	690
Dental Assistants - Certified	112	93	108	99	118
Dental Assistants - Traditional	665	553	709	508	619
Dietitians	100	115	117	128	124
Electrologist	31	25	25	29	32
Electrolysis Shops	25	21	18	21	23
Engineers, Professional	3,457	3,879	3,762	3,978	3,600
Engineering Interns	1,789	1,874	1,822	1,901	2,027
Funeral Directors	124	123	125	125	127
Funeral Establishments	60	58	57	59	55
Funeral, Crematory Establishments	9	9	9	9	10
Funeral, Removal Personnel	74	63	72	57	67
Embalmers	92	86	89	86	88
Hearing Aid Dispensers	38	33	37	31	36
Ionizing Radiation Privileges (Physicians)	0	0	229	142	154
Land Surveyors	238	224	217	223	229
Landscape Architect	PNR	PNR	18	48	83
Marriage & Family Therapists	40	44	45	48	53
Mental Health Counselor, Clinical	548	556	561	611	645
Midwife, Licensed	27	25	16	26	32
Motor Vehicle Racing	15	17	0	0	-
Unlimited Event Permit - Auto/Truck	0	0	8	8	7
Annual Event Permit - Auto/Truck	0	0	5	5	3
Annual Event Permit - Motorcycle	0	0	1	1	1
Naturopathic Physician	154	154	187	218	259
Nurses, Registered	17,287	16,814	20,224	16,805	18,632
Nurse, Registered Practitioner with Advanced Practice	536	488	538	500	560
Nurse, Registered Practitioner with Advanced Practice - Pro Bono	0	0	2	0	-
Nurse, Registered Practitioner with Advanced Practice - Temp Permit	0	0	1	0	-

**Appendix L: Licensees By Profession
For Fiscal Years 2008 through 2012**

Profession	FY08	FY09	FY10	FY11	FY12
Nurses, Licensed Practical	2,107	2,409	2,149	2,381	1,976
Nurses, Licensed Practical - Temporary Permit for Re-Entry	0	0	1	3	2
Nurses, Licensed Practical - Temporary License	0	0	7	3	36
Nurse Assistants	5,463	4,820	4,091	4,721	5,496
Nurse Assistants - Temporary Permit	0	0	12	47	19
Nurse Assistants - Temporary License	0	0	5	12	5
Nursing Home Administrator	63	78	75	84	74
Nursing Home Administrator - Provisional	0	0	1	1	4
Occupational Therapists	279	328	327	364	323
Occupational Therapist Assistants	86	108	97	109	94
Opticians	92	101	97	104	69
Optician Trainee	15	21	20	28	13
Optometry	97	111	107	118	101
Osteopathic Physician	113	114	126	141	151
Osteopathic Limited Temporary Physician	10	7	14	12	13
Pharmacists	898	908	978	971	1,021
Pharmacy, Intern	0	0	260	183	326
Pharmacy, Institutional	17	17	17	17	16
Pharmacy, Investigation & Research Project	0	0	2	2	2
Pharmacy Preceptor	0	0	146	151	193
Pharmacy, Retail	135	139	138	140	137
Pharmacy, Retail Temporary License	0	0	1	1	-
Pharmacy, Home Infusion Pharmacy	0	0	2	2	2
Pharmacy, Remote Pilot Project	0	0	1	0	3
Pharmacy, Wholesale Drug Outlet	533	484	581	502	592
Pharmacy, Drug Research Programs	1	1	0	0	2
Pharmacy, Non-Resident Pharmacy	277	258	341	19	392
Pharmacy, Telepharmacy	0	0	60	67	76
Pharmaceutical Manufacturer	1	2	2	2	2
Pharmacy Technicians	1,354	1,082	1,554	1,189	1,384
Physical Therapists	983	1,000	969	1,034	1,071
Physical Therapists Assistants	186	192	186	198	208
Private Investigative & Security Agency	38	43	19	17	19
Private Investigative & Security Agency - Sole Proprietor	0	0	3	3	4
Private Investigative Agency	0	0	49	45	48
Private Investigative Agency - Sole Proprietor	0	0	12	19	19
Private Investigative/Security Guard Agency	22	17	22	19	22
Private Investigative/Detective/Security Agency	17	17	0	0	1
Private Investigator/Security Guard	0	0	134	123	140
Investigative/Security Registered Employee	900	672	866	734	907
Investigative/Security Registered F/T Employee	0	0	27	93	63
Investigative/Security Registered P/T Temporary Employee	0	0	29	112	68
Investigative/Security - Licensed Firearms Training Instructor	0	0	10	8	10
Psychoanalysts	79	62	55	59	63
Psychologist - Master	204	212	204	207	202
Psychologist - Doctorate	357	387	395	411	397
Psychologist - Doctorate - Temporary License	0	0	12	6	6
Psychologist - Trainee	0	0	57	73	57
Psychotherapists	563	779	617	762	916
Radiologic Technologist (Radiography)	585	546	601	549	596
Radiologic Technologist (Radiography) TEMP	0	0	1	1	5
Radiologic Technologist Limited License	0	0	13	12	12
Radiation Therapy	48	51	66	66	68
Radiation, Nuclear Medicine	75	62	70	64	73

**Appendix L: Licensees By Profession
For Fiscal Years 2008 through 2012**

Profession	FY08	FY09	FY10	FY11	FY12
Radiation, Limited Licensure	16	12	0	0	-
Registered Appraisal Management Companies - Branch Office	0	0	2	3	3
Registered Appraisal Management Companies - Main Office	0	0	78	108	128
Real Estate Appraiser-State Licensed	68	52	54	35	35
Real Estate Appraiser- State Trainee	22	5	7	4	8
Real Estate Appraiser-Cert Residential	131	126	130	126	130
Real Estate Appraiser-Cert Residential Trainee	0	0	2	2	5
Real Estate Appraiser-Cert General	140	133	149	132	141
Real Estate Appraiser-Cert General Temporary License	0	0	14	23	24
Real Estate Appraiser-Cert General Trainee	0	0	2	1	3
Real Estate Brokers	1,190	1,214	1,132	1,153	1,052
Real Estate Salespersons	1,251	1,259	1,134	1,180	969
Real Estate Offices - Main and Branch	551	609	520	538	482
Real Estate Offices - Sole Proprietor	0	0	232	236	191
Respiratory Care Practitioner	332	299	247	275	315
Respiratory Care Practitioner - Student	0	0	9	12	21
Social Workers, Clinical	808	895	921	980	948
Tattooist	60	67	55	73	87
Tattooist - Apprentice	0	0	24	26	23
Tattooist - Permanent Cosmetic	0	0	1	5	5
Tattooist - Shop	0	0	17	18	21
Body Piercing & Tattooist Operator	72	81	16	17	41
Body Piercing & Tattooist Shop	75	18	21	22	26
Body Piercing & Tattooist - Apprentice	0	0	3	3	2
Body Piercing Shop	0	0	2	2	2
Body Piercing - Apprentice	0	0	10	9	7
Veterinarians	567	542	591	553	593
TOTALS	55,103	54,463	56,853	56,131	59,187
PNR = Previously Not Regulated					
If blank, this credential was not counted separately in past reports					

**Appendix M: Receipts/Expenditures By Profession
For Fiscal Years 2009 through 2012**

	Fiscal Year 09		Fiscal Year 10		Fiscal Year 11		Fiscal Year 12	
	Receipts	Expenditures	Receipts	Expenditures	Receipts	Expenditures	Receipts	Expenditures
Accountancy	31,045	99,621	154,530	88,062	34,785	91,005	195,650	79,414
Architect	163,845	54,095	13,110	58,181	164,960	72,756	15,505	71,962
Barber/Cosmetology	50,060	287,017	579,860	277,907	89,155	275,433	581,810	314,239
Chiropractic	85,960	24,964	4,335	26,625	92,195	26,966	4,060	35,184
Dental	24,695	115,454	317,185	117,226	23,600	155,559	326,195	159,754
Engineer	243,285	120,976	43,278	183,840	318,415	177,030	42,360	174,611
Funeral Service	4,800	54,270	91,396	38,151	6,185	98,899	100,280	46,857
Land Surveyor	88,690	26,585	4,120	40,056	88,230	37,220	1,880	32,307
Mental Health, Allied*	165,630	81,295	27,140	79,007	168,880	89,711	27,700	99,813
Nursing	2,613,063	1,429,738	681,723	1,678,172	2,144,499	1,930,157	720,908	1,606,406
Optometry	53,315	12,557	2,465	16,170	55,530	18,143	4,300	20,810
Osteopath	78,571	15,991	10,075	16,163	99,050	43,867	11,140	30,344
Pharmacy	121,245	312,892	534,950	213,995	103,540	303,055	580,305	321,286
Private Detective	121,750	88,793	29,690	54,650	106,610	66,197	41,410	76,709
Psychology	8,355	52,626	131,595	42,427	8,605	62,528	99,295	61,324
Radiologic Tech.	76,860	37,647	8,695	38,514	89,870	38,742	14,195	37,569
Real Estate Appraiser	114,345	36,447	34,935	56,356	160,940	62,605	44,820	66,460
Real Estate Comm.	35,000	192,764	388,172	170,198	84,493	216,543	370,280	209,998
Veterinary	131,275	52,104	13,540	56,218	118,655	56,198	24,695	57,009
Advisor Groups	371,011	266,861	342,065	289,484	409,904	354,480	347,962	324,308
Administrative Penalties [†]	25,125	43,089	106,940	90,351	43,935	52,922	35,300	62,268
GRAND TOTAL	4,607,925	3,405,786	3,519,799	\$3,631,753	4,412,036	\$4,230,016	3,590,050	\$3,888,632
*Includes Mental Health Counselor, Marriage Family Therapist, Psychotherapist								
[†] Administrative Penalties Paid during the fiscal year as part of a disciplinary action								
*** Administrative Penalties have not been reported in this format in previous fiscal years								
Advisor Groups include the following professions: Acupuncturists, Athletic Trainers, Auctioneers, Crematories, Dietitians, Electrologists, Hearing Aid Dispensers, Midwives, Naturopathic Physicians, Nursing Home Admin., Occupational Therapists, Optician, Physical Therapists, Psychoanalysts, Respiratory Care Therapists, Social Workers, Tattooists, and Body Piercers. The operational costs of these professions is combined pursuant to 3 V.S.A. § 124.								

**Appendix N: Roster of Board/Commission/Advisor Members
As of August, 2012**

Board of Public Accountancy		APPOINTED	EXPIRES
Lee M. Spivey Jr.	Member	4/9/2009	12/31/2013
John C Borch	Member	4/9/2009	12/31/2013
Joshua Partlow	Member	1/1/2010	12/31/2014
Thomas Shortle	Member	6/2/2010	12/31/2014
Jennifer Corey	Member	2/16/2011	12/31/2015
Acupuncturist Advisors			
Daniel A. Sachs	Member	1/1/2008	7/31/2013
Elizabeth Fukushima	Member	1/1/2008	12/31/2013
Board of Allied Mental Health Practitioners			
Marilyn Louise Turcotte	Member	1/1/1998	12/31/2013
Tammy Lee Austin	Member	9/16/2009	12/31/2014
Wendy Magee	Member	12/13/2011	12/31/2014
Marjorie Ann Trombly	Member	2/20/2007	12/31/2015
Jason Kirchick	Member	12/28/2011	12/31/2015
Jennifer Trombly Young	Member	10/23/2012	12/31/2015
Board of Architects			
Edward Wolfstein	Member	6/13/2001	12/31/2011
Frank M Guillot	Member	6/5/2007	12/31/2012
Keith Robinson	Member	4/4/2012	12/31/2013
Janet Stackpole	Member	4/14/2009	12/31/2013
Ingrid Moulton Nichols	Member	6/19/2009	12/31/2013
Jennifer R. Arbuckle	Member	6/19/2009	12/31/2013
Athletic Trainer Advisors			
Todd Neuharth	Member	5/17/2005	12/31/2013
Michael Landsberg	Member	6/1/2009	5/31/2014
Auctioneer Advisors			
Thomas M Broughton	Member	7/1/2006	10/31/2016
Duane E Merrill	Member	8/1/2007	7/31/2012
Alcohol and Drug Abuse Counselor Advisors			
William R Cote	Member	1/1/2001	1/31/2011
Carolyn A. Prescott	Member	1/1/2005	1/31/2011
Board of Barbers & Cosmetologists			
Madonna D Commo	Member	10/10/2008	12/31/2012
Ruth M Comeau	Member	2/26/2009	12/31/2013
Jon Somes	Member	4/4/2012	12/31/2014
Donna Hendee	Member	1/1/2010	12/31/2014
Judith Wernecke	Member	5/4/2010	12/31/2014

**Appendix N: Roster of Board/Commission/Advisor Members
As of August, 2012**

			<u>APPOINTED</u>	<u>EXPIRES</u>
Boxing Advisors				
	Richard H. Bernstein, MD	Member	3/9/1993	5/2/2013
	Edwin D Patterson	Member	4/1/2007	4/2/2017
Board of Chiropractic				
	Charles Foster	Member	2/13/2004	12/31/2013
	Palmer Peet	Member	1/27/2010	12/31/2014
	Vernon Temple	Member	1/1/2012	12/31/2016
	John Webber	Member	1/1/2012	12/31/2016
	Daniel Coane	Member	1/1/2012	12/31/2016
Clinical Social Worker Advisors				
	Maureen Claire Wilson	Member	7/28/2003	7/27/2013
	Michael Gilman	Member	4/1/2011	3/31/2016
Board of Dental Examiners				
	Edward P. Pantzar	Member	2/15/2007	12/31/2016
	Richard Avery Dickinson	Member	2/26/2003	12/31/2012
	Raymond McCandless	Member	8/4/2003	12/31/2012
	Gertrude Hodge	Member	4/12/2000	12/31/2013
	Katherine Ann Silloway	Member	1/21/2009	12/31/2013
	Gerald Theberge	Member	10/23/2012	12/31/2014
	Joanne Bugbee	Member	11/25/2009	12/31/2014
	John Francis Lavoie	Member	1/12/2006	12/31/2015
	Randall Miller	Member	7/27/2010	12/31/2015
	Dixie Vallie	Member	7/27/2010	12/31/2015
	Jennie Reed	Member	1/1/2011	12/31/2015
Dietitian Advisors				
	Kimberly Evans	Member	5/1/2011	4/30/2016
	Janice Waterman	Member	5/1/2011	4/30/2016
Electrology Advisors				
	Kathryn Waskow	Member	5/1/2011	4/30/2016
	Elizabeth Willcox	Member	5/1/2011	4/30/2016
Board of Funeral Service				
	Lyndon B Mann	Member	2/20/2006	12/31/2016
	Peter Beck	Member	2/20/2007	12/31/2014
	Robert Covey	Member	12/31/2009	12/31/2014
	Mary Alice Bisbee	Member	7/21/2011	12/31/2014
	Larry Gile	Member	1/1/2011	12/31/2015
Hearing Aid Dispenser Advisors				
	Bernie Sage	Member	7/1/2005	8/31/2010
	Ted Shattuck, MD	Member	7/15/2012	7/15/2017
	Deb Charlea G. Baker	Member	8/1/2011	7/31/2016
	Sandra Duncan Farnum	Member	5/1/1998	4/30/2011

**Appendix N: Roster of Board/Commission/Advisor Members
As of August, 2012**

		<u>APPOINTED</u>	<u>EXPIRES</u>
Landscape Architects Advisors			
	Jim Donovan	Member	7/1/2010
	Gail Henderson-King	Member	7/1/2010
Board of Land Surveyors			
	Shane B Clark	Member	1/9/2003
	Charles E Rockwell	Member	2/25/2009
	Joseph Flynn	Member	6/14/2012
	Timothy Short	Member	11/12/2010
	Dorothy Hayden	Member	12/15/2003
	Jonathan R. Abts	Member	1/26/2007
	Susan Senning	Member	1/31/2012
Midwife Advisors			
	Stephen Genereaux	Member	6/12/2002
	Mary Lawlor	Member	1/25/2001
	Erin Ryan	Member	1/1/2004
Motor Vehicle Racing Advisors			
	Harmon Dragon	Member	12/31/2006
	Bernard Champney	Member	1/1/2007
	Wayne Demar	Member	1/1/2008
Naturopathic Physician Advisors			
	Sam Russo	Member	12/7/2006
	William Warnock	Member	11/1/1999
Board of Nursing			
	Jeanine Marie Carr	Member	1/1/2008
	Sandra J Norton	Member	1/9/2008
	Donarae B Metcalf	Member	1/9/2008
	John W Todd	Member	9/14/2009
	Alan Weiss	Member	6/28/2001
	Douglas Sutton	Member	12/13/2011
	Deann P Welch	Member	3/10/2006
	William G White Jr.	Member	10/29/2007
	Deborah Swartz	Member	11/20/2007
	Ellen Watson	Member	12/13/2011
	Shelia Davis	Member	1/18/2012
Nursing Home Administrators Advisors			
	Joan Potter	Member	2/1/2008
	Christine Scott	Member	11/1/2010
Occupational Therapist Advisors			
	John Joseph Barry	Member	5/2/2003
	Pauline H Migneault	Member	5/5/2005

**Appendix N: Roster of Board/Commission/Advisor Members
As of August, 2012**

			<u>APPOINTED</u>	<u>EXPIRES</u>
Optician Advisors				
	Daniel McLeish Thomas	Member	5/1/2009	4/30/2014
	Dale Davenport	Member	12/31/2000	12/31/2015
Board of Optometry				
	Lois Shiozawa	Member	12/31/2002	12/31/2012
	John Eriksson	Member	8/8/2001	12/31/2014
	Bonnie Liberty	Member	1/27/2010	12/31/2014
	Daniel Dapolito	Member	10/4/2006	12/31/2015
	Jean Peterson	Member	1/18/2012	12/31/2015
Board of Osteopathic Physician				
	William Cove	Member	8/6/2001	12/31/2013
	John Peterson	Member	1/28/2008	12/31/2013
	John Welch	Member	3/14/2000	12/31/2014
	Mimi Kevan	Member	4/8/2011	12/31/2016
	Daniel Wilson	Member	1/1/2012	12/31/2016
Board of Pharmacy				
	Earl W. Pease	Member	9/2/2003	12/31/2012
	Steven Vincent	Member	1/20/2004	12/31/2013
	Julia Eaton	Member	1/23/2004	12/31/2013
	Jeffrey Firlik	Member	3/24/2005	12/31/2014
	Judith Wernecke	Member	7/1/2010	12/31/2015
	Larry Labor	Member	4/10/2008	12/31/2015
	Conrad Boucher	Member	1/9/2012	12/31/2012
Board of Private Investigative & Security Services				
	Richard Murphy	Member	8/10/2011	12/31/2012
	Robert Wernecke	Member	11/12/2010	12/31/2013
	Franklin Davis	Member	12/13/2011	12/31/2013
	James Eckhardt	Member	3/8/2007	12/31/2014
	Anita Bobee	Member	1/1/2011	12/31/2015
Board of Professional Engineering				
	Robert F Kischko	Member	1/1/2009	12/31/2013
	Katherine E Hill	Member	1/1/2009	12/31/2013
	Bonnie Giuliani	Member	8/1/2004	12/31/2014
	Brad Aldrich	Member	1/1/2012	12/31/2016
	William E Atkinson	Member	11/27/2006	12/31/2016
Board of Psychological Examiners				
	Richard W Root	Member	2/1/2005	12/31/2014
	Michael Doyle	Member	12/3/2007	12/31/2016
	Deborah J. Wallis	Member	4/6/2007	12/31/2014
	Susan Jan Belville	Member	11/23/2010	12/31/2014
	Ronald Miller	Member	1/1/2012	12/31/2016

**Appendix N: Roster of Board/Commission/Advisor Members
As of August, 2012**

			<u>APPOINTED</u>	<u>EXPIRES</u>
Psychoanalyst Advisors				
	Elizabeth Stevenson	Member	9/20/2012	9/21/2017
	Donald R Ferrell	Member	12/1/2006	11/30/2016
Physical Therapist Advisors				
	Laurel Clute	Member	8/15/2012	8/14/2017
	David W Scribner	Member	7/1/2008	6/30/2013
Board of Radiologic Technology				
	Jane Alsofrom	Member	4/27/2010	12/31/2014
	Donna Ann Holbrook	Member	10/6/2005	12/31/2012
	Thomas J Harty	Member	1/26/2007	12/31/2012
	Carla A. White	Member	5/7/2004	12/31/2016
	Joshua Nickerson, MD	Member	1/9/2012	12/31/2012
Board of Real Estate Appraisers				
	Ami C Milne-Allen	Member	5/4/2005	12/31/2014
	Steve M Rocheleau	Member	1/28/2009	12/31/2013
	Linda Retchin	Member	12/31/2010	12/31/2014
	George Sargeant	Member	2/16/2011	12/31/2015
	Robert Wernecke	Member	1/11/2010	12/31/2015
	Heidi Hayward Urish	Member	7/27/2010	12/31/2015
Real Estate Commission				
	Maretta A Hostetler	Member	10/22/2004	12/31/2014
	Gloria Rice Esq.	Member	1/1/2009	12/31/2013
	Michelle K Gosselin	Member	2/6/2009	12/31/2013
	Mark Thibeault	Member	3/31/2012	12/31/2014
	Thomas Prindiville	Member	4/1/2010	12/31/2014
	David Raphael, Jr.	Member	2/9/2011	12/31/2015
	Claire M. Porter	Member	9/24/2004	12/13/2016
Respiratory Care Advisors				
	Michelle M. Carner	Member	8/1/2011	7/31/2016
	Gregory J. Ward	Member	4/16/2007	4/16/2012
Tattooing/Body Piercing Advisors				
	Anita Licata	Member	9/1/1996	8/30/2007
	Jeremy B. Hazel	Member	7/15/2012	7/14/2017
	Kenneth A Saxe	Member	3/1/2002	4/30/2012
Board of Veterinary Medicine				
	Mark A. Basol	Member	3/15/2009	12/31/2013
	Robert L. Bergman	Member	5/9/2003	12/31/2012
	Terry York	Member	3/12/2007	12/31/2013
	J. Drexel Wheeler	Member	4/27/2010	12/31/2012
	Linda Johnston	Member	4/18/2005	12/31/2014
	Paula Yankausas	Member	1/1/2012	12/31/2016