



**Vermont Secretary of State
Office of Professional Regulation**

**Thirtieth Annual Report
on
Professional Licensing**



Jim Condos, Secretary of State

Christopher D. Winters, Director

As of: November 2011

**Vermont Secretary of State
Office of Professional Regulation**

**Thirtieth Annual Report
on
Professional Licensing**

Published by:

Jim Condos, Secretary of State

Christopher D. Winters, Director

A note to the reader:

This Director's Annual Report for the Office of Professional Regulation (OPR, Office) covers Fiscal Year 2011- July 1, 2010, through June 30, 2011. It contains the Director's report as well as a summary of the activity of the regulatory programs for the 45 professions supported and managed by OPR. You will also find tables and charts providing a report on the activities, revenues, and expenditures for all regulatory programs administered under the jurisdiction of OPR.

Information relating to specific professions can be accessed via our web page: <http://www.vtprofessionals.org>
Comments and suggestions are welcome. Write or call the Director, Office of Professional Regulation, Secretary of State, National Life Bldg., North FL2, Montpelier, Vermont 05620-3402, (802) 828-1505 or e-mail to opr@sec.state.vt.us.

TABLE OF CONTENTS

Director's Report.....	1
<u>Appendices:</u>	
Appendix A: Graph - Complaint Activity Overview	2
Appendix B: Complaint Activity for the Fiscal Year.....	3
Appendix C: Graph - Complaint Activity	4
Appendix D: Pending Cases at the Start of the Fiscal Year	5
Appendix E: Graph - Pending Cases	6
Appendix F: New Cases Received for the Fiscal Year.....	7
Appendix G: Graph - New Cases Received	8
Appendix H: Conduct Cases Concluded Without Discipline for the Fiscal Year.....	9
Appendix I: Graph – Conduct Cases Concluded Without Discipline	10
Appendix J: Cases Concluded With Discipline for the Fiscal Year.....	11
Appendix K: Graph - Cases Concluded With Discipline	12
Appendix L: Licensees By Profession.....	13
Appendix M: Receipts/Expenditures by Profession	16
Appendix N: Roster of Board/Commission/Advisor Members	17

This report contains information regarding the following professions:

Accountants Acupuncturists Alcohol & Drug Counselors Architects Athletic Trainers Audiologists Auctioneers Barbers & Cosmetologists Body Piercers Boxing Chiropractors Crematoriums Dental Examiners Dietitians Electrologists	Professional Engineers Funeral Service Hearing Aid Dispensers Landscape Architects Land Surveyors Marriage & Family Therapists Clinical Mental Health Counselors Midwives, Licensed Motor Vehicle Racing Naturopaths Nursing Nursing Home Administrators Occupational Therapists Opticians Optometrists	Osteopathic Physicians and Surgeons Pharmacists Physical Therapists Private Investigative/Security Svcs Psychoanalysts Psychologists Psychotherapists, Non-licensed Radiologic Technologists Real Estate Appraisers Real Estate, Brokers & Salespersons Respiratory Care Practitioners Social Workers, Clinical Speech Language Pathologists Tattooists Veterinarians
--------------------------------------------------------------------------------------------------------------------------------------------------------------------------------------------------------------------------------------------------------------------------	---------------------------------------------------------------------------------------------------------------------------------------------------------------------------------------------------------------------------------------------------------------------------------------------------------------------------------------------------	-----------------------------------------------------------------------------------------------------------------------------------------------------------------------------------------------------------------------------------------------------------------------------------------------------------------------------------------------------------------------------------------------------------------

Director's Report Fiscal Year 2012

Director's Report

Fiscal year 2011 has been a year of transition and challenges for OPR. Over those twelve months we have experienced a significant number of personnel changes because of retirements, new job opportunities, and changes in personal circumstances. More than a third of our current staff members have joined the office since July 1, 2010. Managing this sort of change is not easy, but it is also an opportunity to rethink the way we are structured and the way we do business.

One major element of our restructuring has been the reclassification of our diverse unit administrator positions to focus solely on case management. Another is a position reworked to administer follow up of conditioned licensees. Several others have been asked to take on new roles and responsibilities to help spread the workload fairly and in a way that makes more sense. Many of these decisions have been driven by our ever-increasing numbers of unprofessional conduct cases necessitating greater efficiency and specialization. As you will read in this report, we received the largest number of complaints in OPR's history again this year and also disposed of a record numbers of cases. Our disciplinary caseload is nearly double what it was a mere five years ago.

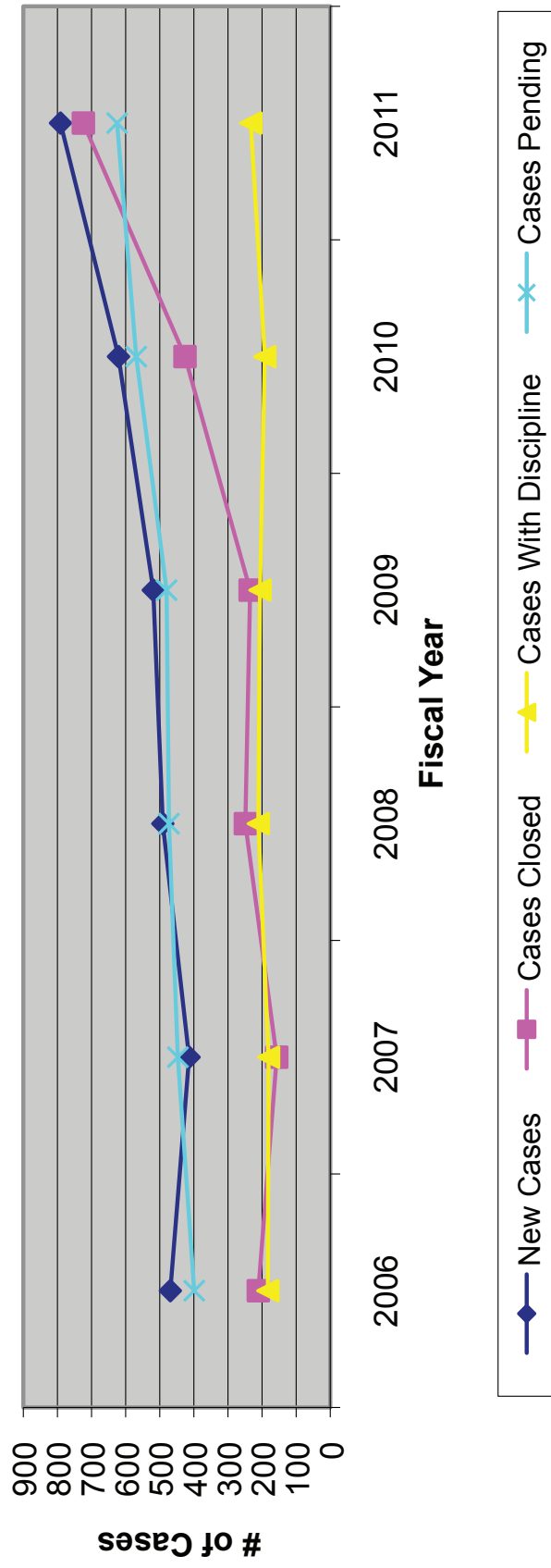
There are several reasons for our success in spite of all of the changes and increased workload without increased staffing. Improved process, our eLicense database, and easier collaboration from being in the same location are just a few contributing factors. Most notably, the tremendous efforts put forth by the hard-working OPR team have allowed us to be more productive than ever before. I am excited to see what else we can accomplish as all of the new faces settle in and everyone becomes more comfortable and well-versed in their new roles.

The success of this Office also depends largely on support from Secretary of State Jim Condos and the House and Senate Government Operations committees. Their leadership and their understanding of our public protection mission and the importance of customer service are invaluable. Last, but certainly not least, I am honored to work with the volunteer board members and advisors who dedicate hundreds of hours each year to making their professions and their state a safe place for everyone.

Respectfully submitted,

Christopher D. Winters, Director
Office of Professional Regulation

Appendix A: Complaint Activity Overview For Fiscal Years 2006 through 2011

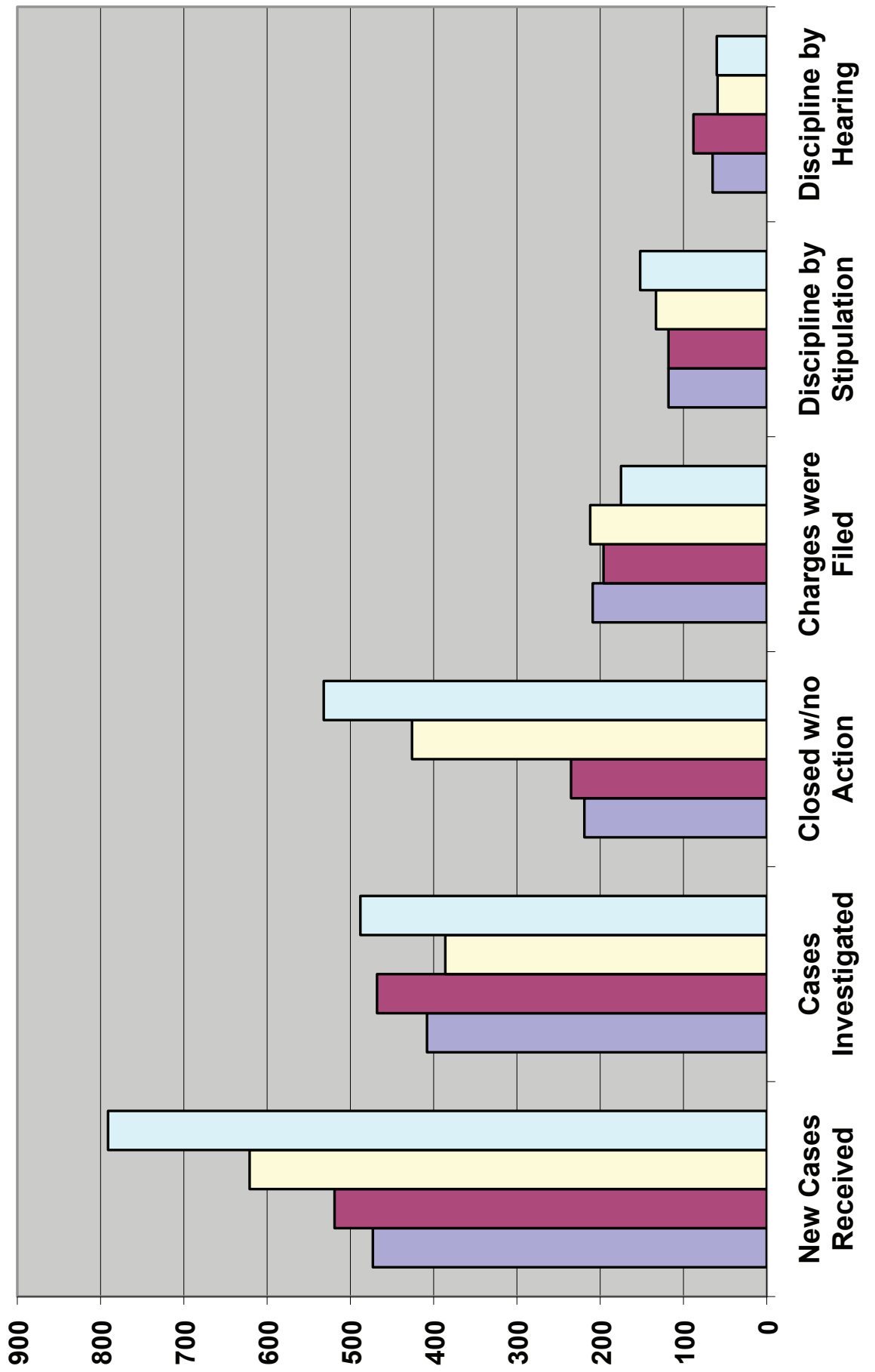


Appendix B: Complaint Activity for Fiscal Year 2011

	New Cases Received	Cases Investigated	Closed without Discipline	Charges Filed	Summary Suspension	Discipline Imposed by Stipulation	Discipline Imposed after Hearing
Accountant	9	7	5	0	0	0	0
Acupuncturist	0	0	0	0	0	0	0
Alcohol & Drug Counselor	2	2	0	0	0	0	0
Allied Mental Health	20	12	4	3	0	2	0
Architect	5	4	2	3	0	2	0
Athletic Trainer	0	0	1	0	0	0	0
Auctioneer	3	2	2	0	0	0	0
Audiologist	0	0	0	0	0	0	0
Boxing	2	1	1	0	0	0	0
Chiropractor	5	4	0	1	0	0	0
Cosmetology & Barber	59	49	48	15	0	18	3
Dentist	37	30	14	10	1	4	2
Dietitian	1	0	0	1	0	0	0
Electrologist	0	0	0	0	0	0	0
Engineer, Professional	3	3	0	1	0	0	0
Funeral Service	3	3	3	2	0	10	0
Hearing Aid Dispenser	0	0	0	0	0	2	0
Land Surveyor	9	5	4	2	0	2	2
Landscape Architect	PNR	PNR	PNR	PNR	PNR	PNR	PNR
Midwife, Licensed	2	2	2	0	0	0	0
Motor Vehicle Racing	1	1	1	0	0	0	0
Naturopathic Physician	4	4	0	1	0	1	0
Nursing	365	218	90	100	18	84	35
Nursing Home Administrator	10	7	9	0	0	1	2
Occupational Therapist	1	0	0	0	0	0	0
Optician	0	0	0	0	0	0	0
Optometry	6	5	4	0	0	0	0
Osteopathic Physician	10	7	7	0	0	0	0
Pharmacist/Pharmacy	81	50	20	19	2	9	2
Physical Therapist	3	1	1	1	0	1	0
Private Detective/Security	17	8	13	5	0	0	0
Psychoanalyst	0	0	0	0	0	0	0
Psychologist	11	5	12	0	0	1	1
Radiologic Technologist	1	0	0	0	0	0	0
Real Estate Appraiser	16	13	13	4	0	3	5
RE Broker/Salesperson	53	30	38	2	0	3	4
Respiratory Care Therapist	4	1	0	0	0	0	2
Social Workers, Clinical	10	7	6	3	0	3	1
Tattooist/Body Piercer	22	20	4	2	0	4	0
Veterinarian	16	11	6	0	0	2	1
Totals	791	512	310	175	21	152	60

PNR = Previously Not Regulated

Appendix C: Historical Data - Detail of Complaint Activity for Fiscal Years 2008 through 2011

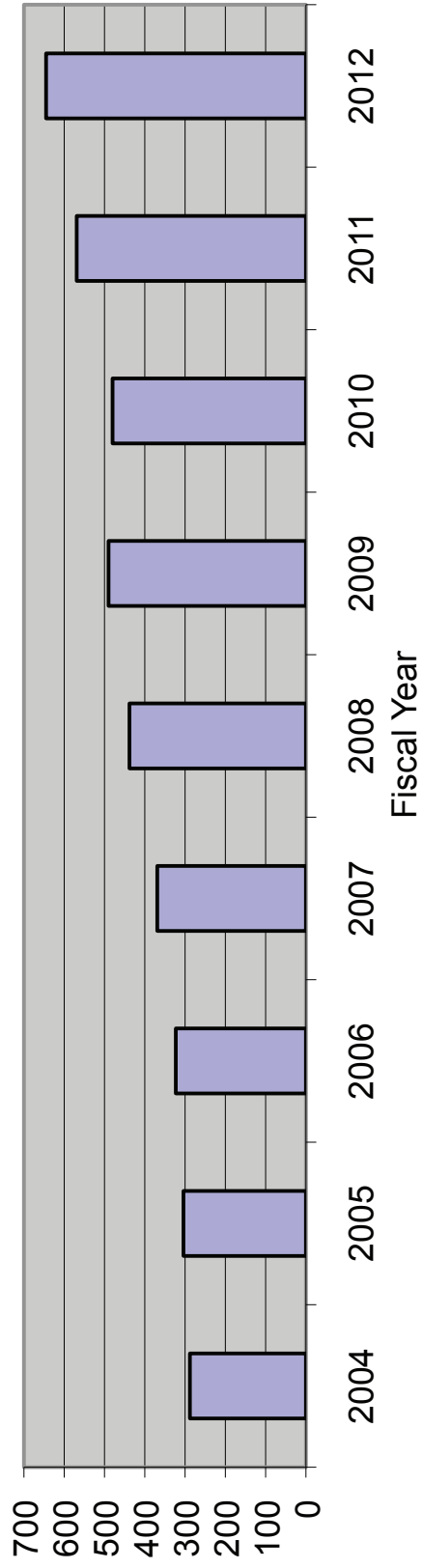


Appendix D: Historical Data of Pending Cases at the Start of the Fiscal Year

	2004	2005	2006	2007	2008	2009	2010	2011	2012
Accountant	10	1	4	9	18	3	8	10	10
Acupuncturist	0	0	4	3	3	4	0	0	0
Allied Mental Health	5	5	11	3	9	12	12	6	15
Architect	4	1	3	6	4	3	2	6	6
Athletic Trainer	0	0	0	1	0	0	0	1	0
Auctioneer	3	1	2	1	1	4	2	5	3
Audiologist	PNR	PNR	0	0	0	0	0	0	0
Boxing	0	0	0	0	0	0	0	0	0
Chiropractor	7	0	4	1	1	0	5	0	4
Cosmetologist	10	6	4	24	31	53	49	43	60
Drug/Alcohol Counselor	4	5	2	6	4	5	5	3	2
Dentist	37	25	29	14	16	11	18	31	36
Dietitian	0	0	0	0	0	0	0	1	1
Electrologist	0	0	0	0	0	1	0	0	0
Engineer, Professional	6	2	6	5	8	4	2	8	5
Funeral Service	8	8	7	6	9	20	19	13	3
Hearing Aid Dispenser	0	0	1	0	0	0	0	2	0
Landscape Architect	PNR	PNR	PNR	PNR	PNR	PNR	PNR	PNR	0
Land Surveyor	2	1	2	3	6	8	9	10	9
Midwife, Licensed	2	5	3	4	4	5	1	0	2
Motor Vehicle Racing	0	0	0	0	0	0	0	0	0
Naturopathic Physician	0	0	0	0	1	0	0	1	4
Nursing	99	102	94	115	125	143	209	252	264
Nursing Home Administrator	3	4	2	4	6	4	11	18	13
Occupational Therapist	1	1	0	2	0	1	1	0	1
Optician	1	0	0	0	0	2	0	0	0
Optometry	2	1	3	1	0	2	0	1	2
Osteopathic Physician	3	5	6	4	4	5	2	12	12
Pharmacist/Pharmacy	12	25	39	28	65	84	50	44	75
Physical Therapist	0	0	0	4	4	2	3	4	4
Private Detective/Sec. Ser.	3	20	11	20	21	29	4	8	8
Psychoanalyst	1	1	1	2	1	0	0	0	0
Psychologist	6	4	4	2	1	2	3	13	8
Radiologic Technologist	1	2	8	3	4	6	2	1	0
Real Estate Appraiser	13	15	15	21	14	11	8	15	13
Broker/Salesperson	28	51	49	61	55	33	25	37	47
Respiratory Care Therapist	PNR	0	3	2	4	7	3	1	3
Social Workers, Clinical	4	5	1	6	5	3	7	7	3
Tattooist/Body Piercer	2	2	1	6	4	9	7	7	19
Veterinarian	9	6	4	2	10	14	13	9	13
TOTAL	288	304	323	369	438	490	480	569	645

PNR = Previously Not Regulated

Appendix E: Historical Data Pending Cases at the Start of the Fiscal Year

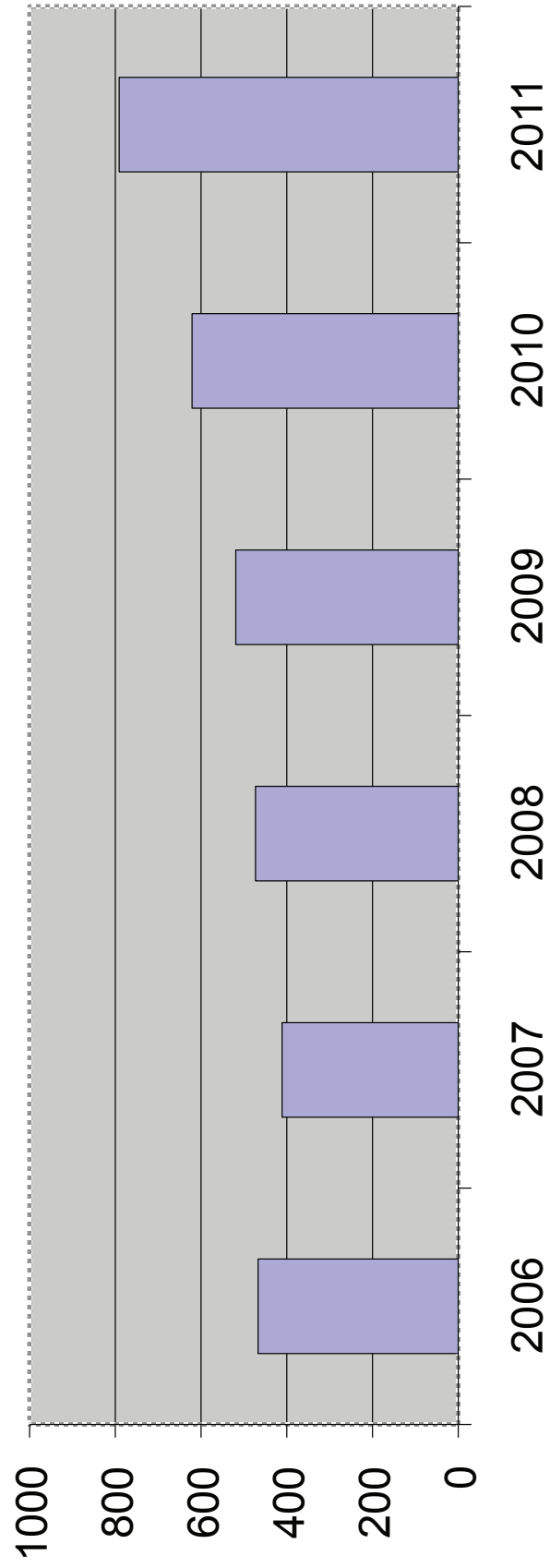


**Appendix F: Historical Data of New Cases Received
For Fiscal Years 2006 through 2011**

	2006	2007	2008	2009	2010	2011
Accountant	12	21	12	7	11	9
Acupuncturist	1	4	2	0	0	0
Alcohol & Drug Counselor	5	2	4	2	0	2
Allied Mental Health	2	8	14	9	8	20
Architect	9	1	3	3	6	5
Athletic Trainer	1	0	1	0	1	0
Auctioneer	1	0	5	1	5	3
Audiologist	1	0	0	0	0	0
Boxing	0	0	0	0	0	2
Chiropractor	3	2	2	4	1	5
Cosmetologist	34	31	50	35	33	59
Dentist	26	13	18	21	32	37
Dietitian	0	0	0	0	1	1
Electrologist	2	0	1	0	0	0
Engineer, Professional	6	6	1	8	6	3
Funeral Service	1	3	15	5	5	3
Hearing Aid Dispenser	0	0	0	1	3	0
Land Surveyor	6	6	5	5	6	9
Landscape Architect	PNR	PNR	PNR	PNR	PNR	0
Midwife, Licensed	4	0	1	1	0	2
Motor Vehicle Racing	0	0	0	0	0	1
Naturopathic Physician	0	1	0	1	1	4
Nursing	160	129	149	282	310	365
Nursing Home Administrator	3	4	4	8	11	10
Occupational Therapist	3	0	2	2	1	1
Optician	0	0	0	0	0	0
Optometry	1	1	1	1	2	6
Osteopathic Physician	5	4	3	2	17	10
Pharmacist/Pharmacy	46	78	75	57	57	81
Physical Therapist	3	7	1	7	6	3
Private Detective/Security Services	17	12	23	5	10	17
Psychoanalyst	1	0	0	0	0	0
Psychologist	6	6	9	3	14	11
Radiologic Technologist	2	2	4	2	0	1
Real Estate Appraiser	14	4	7	7	8	16
Real Estate Broker/Salesperson	66	39	26	7	41	53
Respiratory Care Therapist	0	4	5	3	1	4
Social Workers, Clinical	6	4	3	5	6	10
Tattooist/Body Piercer	14	7	12	13	10	22
Veterinarian	6	12	15	12	8	16
TOTAL	467	411	473	519	621	791

PNR = Previously Not Regulated

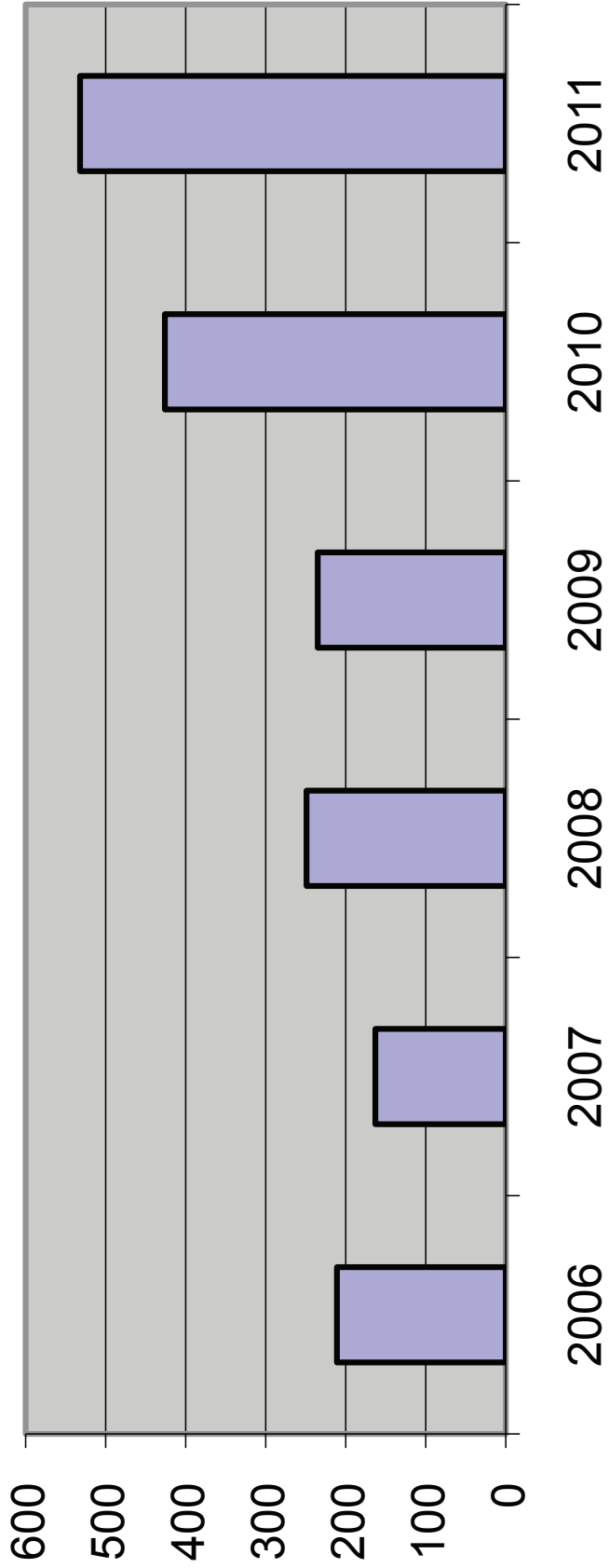
**Appendix G: Historical Data
New Case Received For Fiscal Year 2006 through 2011**



**Appendix H: Historical Data - Conduct Cases Concluded Without Discipline
For Fiscal Years 2006 through 2011**

	2006	2007	2008	2009	2010	2011
Accountant	4	2	21	6	3	7
Acupuncturist	0	2	0	2	0	0
Alcohol & Drug Counselor	0	1	2	2	1	0
Allied Mental Health	8	2	9	4	11	9
Architect	3	2	3	3	3	3
Athletic Trainer	0	1	0	0	0	1
Auctioneer	1	0	1	2	4	2
Audiologist	1	0	0	0	0	0
Boxing	0	0	0	0	0	2
Chiropractor	3	2	1	1	5	1
Cosmetologist & Barber	5	5	14	23	22	55
Dentist	25	6	12	16	11	23
Dietitian	0	0	0	0	0	1
Electrologist	2	0	0	0	1	0
Engineer, Professional	3	0	4	3	5	0
Funeral Service	2	0	4	1	3	3
Hearing Aid Dispenser	0	0	0	0	2	0
Land Surveyor	8	3	2	5	5	6
Landscape Architect	PNR	PNR	PNR	PNR	PNR	0
Midwife, Licensed	3	0	0	1	2	2
Motor Vehicle Racing	0	0	0	0	0	1
Naturopathic Physician	2	0	1	0	1	0
Nursing	45	43	45	84	192	90
Nursing Home Administrator	1	1	3	1	2	12
Occupational Therapist	0	2	1	1	3	147
Optician	0	0	1	0	0	0
Optometry	1	2	1	0	2	5
Osteopathic Physician	4	3	2	2	7	9
Pharmacist/Pharmacy	28	25	30	28	60	39
Physical Therapist	2	5	3	0	9	1
Private Detective/Security Services	4	4	12	5	8	14
Psychoanalyst	0	0	1	0	0	0
Psychologist	5	3	8	8	5	14
Radiologic Technologist	3	0	1	2	0	1
Real Estate Appraiser	5	7	6	5	2	15
Real Estate Broker/Salesperson	30	28	39	12	30	46
Respiratory Care Therapist	1	1	2	0	1	0
Social Workers, Clinical	1	4	2	1	3	10
Tattooist/Body Piercer	4	5	5	9	12	4
Veterinarian	7	4	10	8	11	9
TOTAL	211	163	246	235	426	532
PNR = Previously Not Regulated						

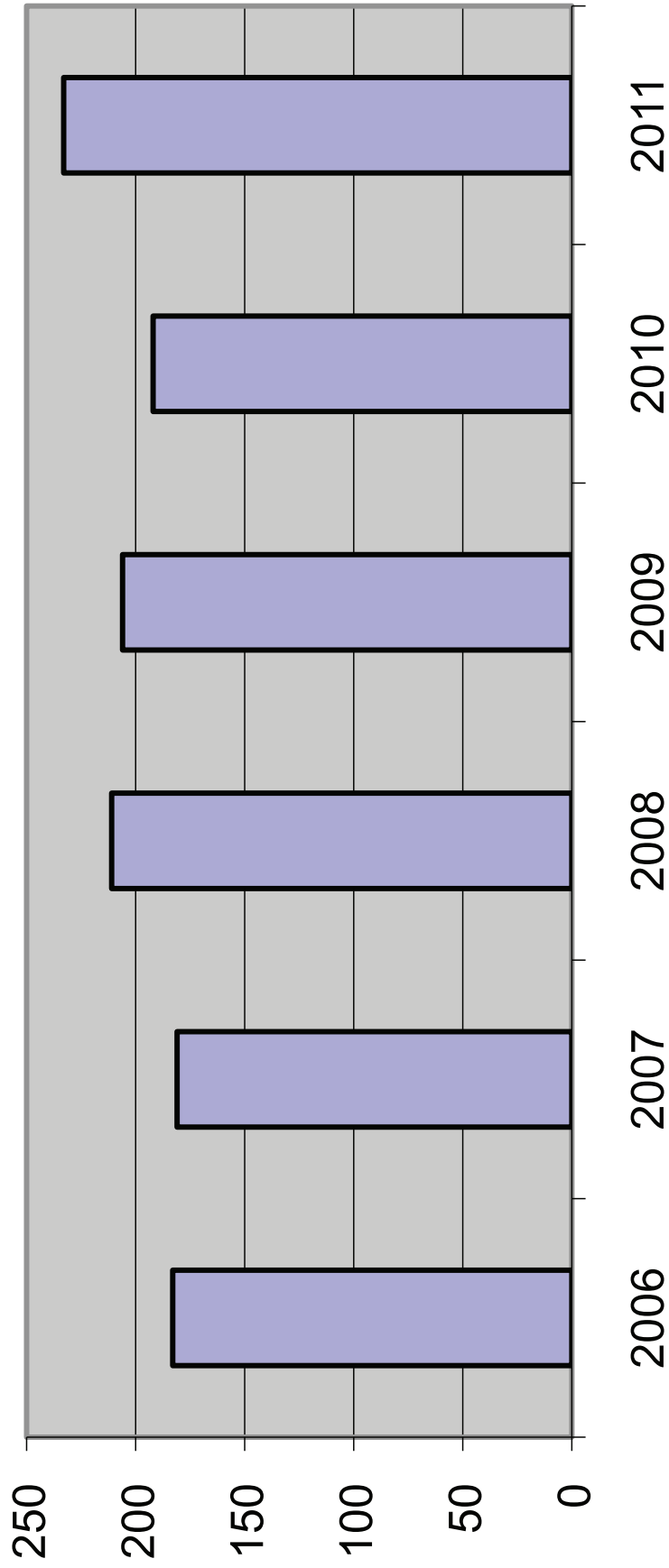
**Appendix I: Historical Data - Conduct Cases Concluded
Without Discipline For Fiscal Years 2006 through 2011**



**Appendix J: Historical Data - Conduct Cases Concluded
With Disciplinary Action for Fiscal Years 2006 through 2011**

	2006	2007	2008	2009	2010
Accountant	2	9	8	7	0
Acupuncturist	2	2	0	0	0
Alcohol & Drug Counselor	1	3	1	1	0
Allied Mental Health	2	1	4	5	1
Architect	2	1	1	1	0
Athletic Trainer	0	0	1	0	0
Auctioneer	1	0	1	0	0
Audiologist	0	0	0	0	0
Boxing	0	0	0	0	0
Chiropractor	2	0	2	0	0
Cosmetologist	9	14	15	17	8
Dentist	13	5	12	3	6
Dietitian	0	0	0	0	0
Electrologist	0	0	0	0	0
Engineer, Professional	2	2	1	4	4
Funeral Service	0	0	0	1	0
Hearing Aid Dispenser	1	0	0	0	0
Land Surveyor	1	0	1	1	1
Landscape Architect	PNR	PNR	PNR	PNR	0
Midwife, Licensed	0	0	0	0	0
Motor Vehicle Racing	0	0	0	0	0
Naturopathic Physician	0	0	0	0	0
Nursing	92	95	104	107	104
Nursing Home Administrator	0	0	3	1	2
Occupational Therapist	0	0	0	1	0
Optician	0	0	0	0	0
Optometry	1	0	0	0	1
Osteopathic Physician	3	1	0	1	0
Pharmacist/Pharmacy	18	16	27	11	40
Physical Therapist	0	2	0	1	0
Private Detective/Security Services	3	3	6	6	6
Psychoanalyst	0	0	0	0	0
Psychologist	3	5	1	1	0
Radiologic Technologist	3	2	1	1	2
Real Estate Appraiser	2	2	4	0	1
Real Estate Broker/Salesperson	12	10	10	26	4
Respiratory Care Therapist	0	1	0	3	4
Social Workers, Clinical	0	1	3	1	2
Tattooist/Body Piercer	5	6	4	4	2
Veterinarian	3	0	1	2	4
TOTAL	183	181	211	206	192
PNR = Previously Not Regulated					

**Appendix K: Historical Data - Conduct Cases Concluded
With Disciplinary Action for Fiscal Years 2006 - 2011**



**Appendix L: Licensees By Profession
For Fiscal Years 2007 through 2011**

Profession	FY07	FY08	FY09	FY10	FY11
Accountants, Certified Public	1,160	1,153	1,076	1,206	1,109
Accountants, Registered Public	7	7	6	6	5
Accountancy Firms	288	280	255	283	247
Acupuncturist	151	138	154	155	162
Acupuncturist - Detoxification Technician	PNR	7	8	8	8
Architects	1,021	1,132	1,087	883	1,070
Athletic Trainers	103	120	113	116	140
Auctioneers	209	222	210	187	202
Barbers	142	147	141	131	139
Barber - Apprentice	0	0	0	5	7
Barber Shops	72	73	73	65	66
Boxing	0	0	1	1	4
Boxing Manager	0	0	0	1	1
Chiropractic	239	250	244	237	247
Chiropractic - Intern	0	0	0	1	1
Cosmetologists	3,043	2,947	3,158	1,118	3,091
Costmetologist - Apprentice	0	0	0	22	30
Cosmetolgy Shops	799	774	817	789	827
Cosmetology Schools	4	4	4	2	4
Crematory Establishments	9	9	9	9	9
Cosmetology - Manicurists	254	244	260	232	249
Cosmetology - Manicurists Apprentice	0	0	0	16	19
Cosmetology - Estheticians	137	151	172	176	199
Cosmetology - Estheticians Apprentice	0	0	0	2	4
Dentists	530	480	454	503	462
Dentist - Pro Bono	0	0	0	7	4
Dentist - Transient Practice Permit	0	0	0	1	0
Dental Hygienists	700	672	636	696	643
Dental Assistants - Certified	124	112	93	108	99
Dental Assistants - Traditional	737	665	553	709	508
Dietitians	106	100	115	117	128
Electrologist	29	31	25	25	29
Electrolysis Shops	24	25	21	18	21
Engineers, Professional	3,689	3,457	3,879	3,762	3,978
Engineering Interns	1,699	1,789	1,874	1,822	1,901
Funeral Directors	135	124	123	125	125
Funeral Establishments	61	60	58	57	59
Funeral, Removal Personnel	73	74	63	72	57
Embalmers	98	92	86	89	86
Hearing Aid Dispensers	38	38	33	37	31
Ionizing Radiation Privileges (Physicians)	0	0	0	229	142
Land Surveyors	231	238	224	217	223
Landscape Architect	PNR	PNR	PNR	18	48
Marriage & Family Therapists	36	40	44	45	48
Mental Health Counselor, Clinical	505	548	556	561	611
Midwife, Licensed	21	27	25	16	26
Motor Vehicle Racing	14	15	17	0	0
Unlimited Event Permit - Auto/Truck	0	0	0	8	8
Annual Event Permit - Auto/Truck	0	0	0	5	5
Annual Event Permit - Motorcycle	0	0	0	1	1
Naturopathic Physician	130	154	154	187	218
Nurses, Registered	12,007	17,287	16,814	20,224	16,805
Nurse, Registered Practitioner with Advanced Practice	479	536	488	538	500
Nurse, Registered Practitioner with Advanced Practice - Pro Bono	0	0	0	2	0
Nurse, Registered Practitioner with Advanced Practice - Temp Permit	0	0	0	1	0

**Appendix L: Licensees By Profession
For Fiscal Years 2007 through 2011**

Profession	FY07	FY08	FY09	FY10	FY11
Nurses, Licensed Practical	2,222	2,107	2,409	2,149	2,381
Nurses, Licensed Practical - Temporary Permit for Re-Entry	0	0	0	1	3
Nurses, Licensed Practical - Temporary License	0	0	0	7	3
Nurse Assistants	4,415	5,463	4,820	4,091	4,721
Nurse Assistants - Temporary Permit	0	0	0	12	47
Nurse Assistants - Temporary License	0	0	0	5	12
Nursing Home Administrator	79	63	78	75	84
Nursing Home Administrator - Provisional	0	0	0	1	1
Occupational Therapists	305	279	328	327	364
Occupational Therapist Assistants	89	86	108	97	109
Opticians	104	92	101	97	104
Optician Trainee	38	15	21	20	28
Optometry	108	97	111	107	118
Osteopaths	104	113	114	126	141
Osteopath Limited Temporary	12	10	7	14	12
Pharmacists	904	898	908	978	971
Pharmacy, Intern	0	0	0	260	183
Pharmacy, Institutional	18	17	17	17	17
Pharmacy, Investigation & Research Project	0	0	0	2	2
Pharmacy Preceptor	0	0	0	146	151
Pharmacy, Retail	174	135	139	138	140
Pharmacy, Retail Temporary License	0	0	0	1	1
Pharmacy, Home Infusion Pharmacy	0	0	0	2	2
Pharmacy, Remote Pilot Project	0	0	0	1	0
Pharmacy, Wholesale Drug Outlet	553	533	484	581	502
Pharmacy, Drug Research Programs	1	1	1	0	0
Pharmacy, Non-Resident Pharmacy	260	277	258	341	19
Pharmacy, Telepharmacy	0	0	0	60	67
Pharmaceutical Manufacturer	1	1	2	2	2
Pharmacy Technicians	1,138	1,354	1,082	1,554	1,189
Physical Therapists	918	983	1,000	969	1,034
Physical Therapists Assistants	168	186	192	186	198
Private Investigative & Security Agency	31	38	43	19	17
Private Investigative & Security Agency - Sole Proprietor	0	0	0	3	3
Private Investigative Agency	0	0	0	49	45
Private Investigative Agency - Sole Proprietor	0	0	0	12	19
Private Investigative/Security Guard Agency	20	22	17	22	19
Private Investigative/Detective/Security Agency	16	17	17	0	0
Private Investigator/Security Guard	0	0	0	134	123
Investigative/Security Registered Employee	674	900	672	866	734
Investigative/Security Registered F/T Employee	0	0	0	27	93
Investigative/Security Registered P/T Temporary Employee	0	0	0	29	112
Investigative/Security - Licensed Firearms Training Instructor	0	0	0	10	8
Psychoanalysts	76	79	62	55	59
Psychologist - Master	209	204	212	204	207
Psychologist - Doctorate	365	357	387	395	411
Psychologist - Doctorate - Temporary License	0	0	0	12	6
Psychologist - Trainee	0	0	0	57	73
Psychotherapists	359	563	779	617	762
Radiologic Technologist (Radiography)	506	585	546	601	549
Radiologic Technologist (Radiography) TEMP	0	0	0	1	1
Radiologic Technologist Limited License	0	0	0	13	12
Radiation Therapy	41	48	51	66	66
Radiation, Nuclear Medicine	58	75	62	70	64

**Appendix L: Licensees By Profession
For Fiscal Years 2007 through 2011**

Profession	FY07	FY08	FY09	FY10	FY11
Radiation, Limited Licensure	14	16	12	0	0
Registered Appraisal Management Companies - Branch Office	0	0	0	2	3
Registered Appraisal Management Companies - Main Office	0	0	0	78	108
Real Estate Appraiser-State Licensed	68	68	52	54	35
Real Estate Appraiser- State Trainee	36	22	5	7	4
Real Estate Appraiser-Cert Residential	107	131	126	130	126
Real Estate Appraiser-Cert Residential Trainee	0	0	0	2	2
Real Estate Appraiser-Cert General	125	140	133	149	132
Real Estate Appraiser-Cert General Temporary License	0	0	0	14	23
Real Estate Appraiser-Cert General Trainee	0	0	0	2	1
Real Estate Brokers	1,303	1,190	1,214	1,132	1,153
Real Estate Salespersons	1,401	1,251	1,259	1,134	1,180
Real Estate Offices - Main and Branch	481	551	609	520	538
Real Estate Offices - Sole Proprietor	0	0	0	232	236
Respiratory Care Practitioner	268	332	299	247	275
Respiratory Care Practitioner - Student	0	0	0	9	12
Social Workers, Clinical	799	808	895	921	980
Tattooist	48	60	67	55	73
Tattooist - Apprentice	0	0	0	24	26
Tattooist - Permanent Cosmetic	0	0	0	1	5
Tattooist - Shop	0	0	0	17	18
Body Piercing & Tattooist Operator	70	72	81	16	17
Body Piercing & Tattooist Shop	76	75	18	21	22
Body Piercing & Tattooist - Apprentice	0	0	0	3	3
Body Piercing Shop	0	0	0	2	2
Body Piercing - Apprentice	0	0	0	10	9
Veterinarians	490	567	542	591	553
TOTALS	48,356	55,103	54,463	56,853	56,131
PNR = Previously Not Regulated					
If blank, this credential was not counted separately in past reports					

**Appendix M: Receipts/Expenditures By Profession
For Fiscal Years 2008 through 2011**

	Fiscal Year 08		Fiscal Year 09		Fiscal Year 10		Fiscal Year 11	
	Receipts	Expenditures	Receipts	Expenditures	Receipts	Expenditures	Receipts	Expenditures
Accountancy	147,640	151,232	31,045	99,621	154,530	88,062	34,785	91,005
Architect	11,510	65,419	163,845	54,095	13,110	58,181	164,960	72,756
Barber/Cosmetology	363,238	272,737	50,060	287,017	579,860	277,907	89,155	275,433
Chiropractic	3,935	36,148	85,960	24,964	4,335	26,625	92,195	26,966
Dental	307,560	144,137	24,695	115,454	317,185	117,226	23,600	155,559
Engineer	183,015	171,436	243,285	120,976	43,278	183,840	318,415	177,030
Funeral Service	78,110	42,981	4,800	54,270	91,396	38,151	6,185	98,899
Land Surveyor	3,240	41,942	88,690	26,585	4,120	40,056	88,230	37,220
Mental Health, Allied*	27,135	66,202	165,630	81,295	27,140	79,007	168,880	89,711
Nursing	1,644,880	1,090,264	2,613,063	1,429,738	681,723	1,678,172	2,144,499	1,930,157
Optometry	1,020	22,373	53,315	12,557	2,465	16,170	55,530	18,143
Osteopath	8,670	29,398	78,571	15,991	10,075	16,163	99,050	43,867
Pharmacy	477,948	299,106	121,245	312,892	534,950	213,995	103,540	303,055
Private Detective	34,225	70,682	121,750	88,793	29,690	54,650	106,610	66,197
Psychology	129,340	62,059	8,355	52,626	131,595	42,427	8,605	62,528
Radiologic Tech.	12,700	44,444	76,860	37,647	8,695	38,514	89,870	38,742
Real Estate Appraiser	32,215	72,053	114,345	36,447	34,935	56,356	160,940	62,605
Real Estate Comm.	466,455	250,585	35,000	192,764	388,172	170,198	84,493	216,543
Veterinary	14,750	58,409	131,275	52,104	13,540	56,218	118,655	56,198
Advisor Groups	307,449	329,937	371,011	266,861	342,065	289,484	409,904	354,480
Administrative Penalties [†]	***	***	25,125	43,089	106,940	90,351	43,935	52,922
GRAND TOTAL	4,255,035	3,321,544	4,607,925	3,405,786	3,519,799	\$3,631,753	4,412,036	\$4,230,016
*Includes Mental Health Counselor, Marriage Family Therapist, Psychotherapist								
[†] Administrative Penalties Paid during the fiscal year as part of a disciplinary action								
*** Administrative Penalties have not been reported in this format in previous fiscal years								
Advisor Groups include the following professions: Acupuncturists, Athletic Trainers, Auctioneers, Crematories, Dietitians, Electrologists, Hearing Aid Dispensers, Midwives, Naturopathic Physicians, Nursing Home Admin., Occupational Therapists, Optician, Physical Therapists, Psychoanalysts, Respiratory Care Therapists, Social Workers, Tattooists, and Body Piercers. The operational costs of these professions is combined pursuant to 3 V.S.A. § 124.								

**Appendix N: Roster of Board/Commission/Advisor Members
As of November 2011**

		<u>APPOINTED</u>	<u>EXPIRES</u>	
Board of Public Accountancy				
	Lee M. Spivey Jr.	Chair	4/9/2009	12/31/2013
	Jennifer Corey	Member	2/16/2011	12/31/2015
	John C Borch	Member	4/9/2009	12/31/2013
	Joshua Parlow	Member	1/1/2010	12/31/2014
	Thomas Shortle	Member	6/2/2010	12/31/2014
Acupuncturist Advisors				
	Daniel A. Sachs	Member	1/1/2008	7/31/2013
	Elizabeth Fukushima	Member	1/1/2008	12/31/2013
Board of Allied Mental Health Practitioners				
	Marilyn Louise Turcotte	Chair	1/1/1998	12/31/2013
	Marjorie Ann Trombly	Member	2/20/2007	12/31/2015
	Edmund Fischer	Member	5/8/2007	12/31/2015
	Tammy Lee Austin	Member	9/16/2009	12/31/2014
	Ted Mable	Member	2/16/2011	12/31/2015
Board of Architects				
	Edward Wolfstein	Chair	6/13/2001	12/31/2011
	Frank M Guillot	Member	6/5/2007	12/31/2012
	Arnold John Aho	Member	4/14/2009	12/31/2013
	Janet Stackpole	Member	4/14/2009	12/31/2013
	Ingrid Nichols	Member	6/19/2009	12/31/2013
	Jennifer R. Arbuckle	Member	6/19/2009	12/31/2013
	Heidi Passalcqua	Member	9/24/2007	12/31/2012
Athletic Trainer Advisors				
	Todd Neuharth	Member	5/17/2005	12/31/2013
	Michael Landsberg	Member	6/1/2009	5/31/2014
Auctioneer Advisors				
	Thomas M Broughton	Member	7/1/2006	10/31/2011
	Duane E Merrill	Member	8/1/2007	7/31/2012
Alcohol and Drug Abuse Counselor Advisors				
	William R Cote	Member	1/1/2001	1/31/2011
	Carolyn A. Prescott	Member	1/1/2005	1/31/2011
Board of Barbers & Cosmetologists				
	Madonna D Commo	Chair	10/10/2008	12/31/2012
	Ruth M Comeau	Member	2/26/2009	12/31/2013
	Marsha Descheneau	Member	1/1/2010	12/31/2014
	Donna Hendee	Member	1/1/2010	12/31/2014
	Judith Wernecke	Member	5/4/2010	12/31/2014

**Appendix N: Roster of Board/Commission/Advisor Members
As of November 2011**

			<u>APPOINTED</u>	<u>EXPIRES</u>
Boxing Advisors				
	Richard H. Bernstein, MD	Member	3/9/1993	4/30/2008
	Edwin D Patterson	Member	4/1/2007	3/31/2012
Board of Chiropractic				
	Charles Foster	Chair	2/13/2004	12/31/2013
	Denise Natale	Member	4/26/2001	12/31/2011
	Jean Peterson	Member	6/25/2009	12/31/2011
	Palmer Peet	Member	1/27/2010	12/31/2014
Clinical Social Worker Advisors				
	Maureen Claire Wilson	Member	7/28/2003	7/27/2013
	Michael Gilman	Member	4/14/2009	5/1/2014
Board of Dental Examiners				
	Edward P. Pantzar	Chair	2/15/2007	12/31/2011
	Gertrude Hodge	Member	4/12/2000	12/31/2013
	Richard Avery Dickinson	Member	2/26/2003	12/31/2012
	Raymond McCandless	Member	8/4/2003	12/31/2012
	John C Langfeldt	Member	1/1/2005	12/31/2014
	John Francis Lavoie	Member	1/12/2006	12/31/2015
	Katherine Ann Silloway	Member	1/21/2009	12/31/2013
	Joanne Bugbee	Member	11/25/2009	12/31/2014
	Randall Miller	Member	7/27/2010	12/31/2015
	Dixie Vallie	Member	7/27/2010	12/31/2015
	Jennie Reed	Member	1/1/2011	12/31/2015
Dietitian Advisors				
	Kimberly Evans	Member	5/1/2011	4/30/2016
	Janice Waterman	Member	5/1/2011	4/30/2016
Electrology Advisors				
	Kathryn Waskow	Member	5/1/2011	4/30/2016
	Elizabeth Willcox	Member	5/1/2011	4/30/2016
Board of Funeral Service				
	Lyndon B Mann	Chair	2/20/2006	12/31/2011
	Peter Beck	Member	2/20/2007	12/31/2014
	Larry Gile	Member	1/1/2011	12/31/2015
	Robert Covey	Member	12/31/2009	12/31/2014
	Mary Alice Bisbee	Member	7/21/2011	12/31/2014
Hearing Aid Dispenser Advisors				
	Bernie Sage	Member	7/1/2005	8/31/2010
	David R. Charnock, MD	Member	9/1/1996	8/30/2010
	Sandra Duncan Farnum	Member	5/1/1998	4/30/2011
	Deb Charlea G. Baker	Member	8/1/2011	7/31/2016

**Appendix N: Roster of Board/Commission/Advisor Members
As of November 2011**

			<u>APPOINTED</u>	<u>EXPIRES</u>
Landscape Architects Advisors				
	Jim Donovan	Member	7/1/2010	6/30/2015
	Gail Henderson-King	Member	7/1/2010	6/30/2015
Board of Land Surveyors				
	Shane B Clark	Chair	1/9/2003	12/31/2013
	Dorothy Hayden	Member	12/15/2003	12/31/2015
	Jonathan R. Abts	Member	1/26/2007	12/31/2015
	Charles E Rockwell	Member	2/25/2009	12/31/2013
	Debra Mithoefer	Member	3/29/2010	12/31/2012
	Timothy O'Meara	Member	11/12/2010	12/31/2014
	Timothy Short	Member	11/12/2010	12/31/2014
Midwife Advisors				
	Stephen Genereaux	Member	6/12/2002	12/31/2012
	Mary Lawlor	Member	1/25/2001	12/31/2012
	Erin Ryan	Member	1/1/2004	12/31/2012
Motor Vehicle Racing Advisors				
	Harmon Dragon	Member	12/31/2006	12/31/2011
	Bernard Champney	Member	1/1/2007	12/31/2012
	Wayne Demar	Member	1/1/2008	12/31/2013
Naturopathic Physician Advisors				
	Sam Russo	Member	12/7/2006	12/7/2011
	William Warnock	Member	11/1/1999	12/31/2013
Board of Nursing				
	Ellen Williams Leff	Chair	2/25/2009	12/31/2013
	Alan Weiss	Member	6/28/2001	12/31/2014
	Kenneth Wayne Bush	Member	2/1/2005	12/31/2014
	Deann P Welch	Member	3/10/2006	12/31/2015
	William G White Jr.	Member	10/29/2007	12/31/2011
	Deborah Swartz	Member	11/20/2007	12/31/2011
	Jeanine Marie Carr	Member	1/1/2008	12/31/2012
	Sandra J Norton	Member	1/9/2008	12/31/2012
	Donarae B Metcalf	Member	1/9/2008	12/31/2012
	John W Todd	Member	9/14/2009	12/31/2013
Nursing Home Administrators Advisors				
	Joan Potter	Member	2/1/2008	3/31/2015
	Christine Scott	Member	11/1/2010	3/31/2015
Occupational Therapist Advisors				
	John Joseph Barry	Member	5/2/2003	12/31/2013
	Pauline H Migneault	Member	5/5/2005	12/13/2013

**Appendix N: Roster of Board/Commission/Advisor Members
As of November 2011**

			<u>APPOINTED</u>	<u>EXPIRES</u>
Optician Advisors				
	Dale Davenport	Member	12/31/2000	12/31/2015
	Daniel McLeish Thomas	Member	5/1/2009	4/30/2014
Board of Optometry				
	Lois Shiozawa	Member	12/31/2002	12/31/2012
	John Eriksson	Member	8/8/2001	12/31/2014
	Bonnie Liberty	Member	1/27/2010	12/31/2014
	Daniel Dapolito	Member	10/4/2006	12/31/2015
Board of Osteopathic Physician				
	Mimi Kevan	Member	4/8/2011	12/31/2011
	Howard Jonas	Member	10/14/1999	12/31/2011
	William Cove	Member	8/6/2001	12/31/2013
	John Peterson	Member	1/28/2008	12/31/2013
	John Welch	Member	3/14/2000	12/31/2014
Board of Pharmacy				
	Earl W. Pease	Member	9/2/2003	12/31/2012
	Steven Vincent	Member	1/20/2004	12/31/2013
	Julia Eaton	Member	1/23/2004	12/31/2013
	Jeffrey Firlik	Member	3/24/2005	12/31/2014
	Judith Wernecke	Member	7/1/2010	12/31/2015
	Larry Labor	Member	4/10/2008	12/31/2015
Board of Private Investigative & Security Services				
	Richard Murphy	Member	8/10/2011	12/31/2012
	Robert Wernecke	Member	11/12/2010	12/31/2013
	James Eckhardt	Member	3/8/2007	12/31/2014
	Anita Bobee	Member	1/1/2011	12/31/2015
Board of Professional Engineering				
	Michael H Quaid	Chair	3/31/2003	12/31/2011
	Bonnie Giuliani	Member	8/1/2004	12/31/2014
	William E Atkinson	Member	11/27/2006	12/31/2011
	Robert F Kischko	Member	1/1/2009	12/31/2013
	Katherine E Hill	Member	1/1/2009	12/31/2013
Board of Psychological Examiners				
	Richard W Root	Chair	2/1/2005	12/31/2014
	Steven R Lewis	Member	1/1/2002	12/31/2011
	Deborah J. Wallis	Member	4/6/2007	12/31/2014
	Michael Doyle	Member	12/3/2007	12/31/2011
	Susan Jan Belville	Member	11/23/2010	12/31/2014

**Appendix N: Roster of Board/Commission/Advisor Members
As of November 2011**

			<u>APPOINTED</u>	<u>EXPIRES</u>
Psychoanalyst Advisors				
	Michael J. Conforti	Member	1/1/1997	11/30/2011
	Donald R Ferrell	Member	12/1/2006	11/30/2011
Physical Therapist Advisors				
	Leonie A Nelson	Member	2/1/2003	12/31/2013
	David W Scribner	Member	7/1/2008	6/30/2013
Board of Radiologic Technology				
	Jane Alsofrom	Chair	4/27/2010	12/31/2014
	Carla A. White	Member	5/7/2004	12/31/2011
	Donna Ann Holbrook	Member	10/6/2005	12/31/2012
	Thomas J Harty	Member	1/26/2007	12/31/2012
Board of Real Estate Appraisers				
	Ami C Milne-Allen	Chair	5/4/2005	12/31/2014
	George Sargeant	Member	2/16/2011	12/31/2015
	Steve M Rocheleau	Member	1/28/2009	12/31/2013
	Robert Wernecke	Member	1/11/2010	12/31/2015
	Heidi Hayward Urish	Member	7/27/2010	12/31/2015
	Linda Retchin	Member	12/31//2010	12/31/2014
Real Estate Commission				
	Maretta A Hostetler	Chair	10/22/2004	12/31/2014
	Claire M. Porter	Member	9/24/2004	12/13/2011
	Elizabeth Alexandra Wilkel	Member	2/7/2005	12/31/2014
	David Raphael, Jr.	Member	2/9/2011	12/31/2015
	Gloria Rice Esq.	Member	1/1/2009	12/31/2013
	Michelle K Gosselin	Member	2/6/2009	12/31/2013
	Thomas Prindiville	Member	4/1/2010	12/31/2014
Respiratory Care Advisors				
	Michelle M. Carner	Member	8/1/2011	7/31/2016
	Gregory J. Ward	Member	4/16/2007	4/16/2012
Tattooing/Body Piercing Advisors				
	Anita Licata	Member	9/1/1996	8/30/2007
	Walter W Henshaw	Member	8/1/1997	7/31/2010
	Kenneth A Saxe	Member	3/1/2002	4/30/2012
Board of Veterinary Medicine				
	Mark A. Basol	Chair	3/15/2009	12/31/2013
	Ronald S. Svec	Member	1/1/2002	12/31/2011
	Robert L. Bergman	Member	5/9/2003	12/31/2012
	Linda Johnston	Member	4/18/2005	12/31/2014
	Terry York	Member	3/12/2007	12/31/2013
	J. Drexel Wheeler	Member	4/27/2010	12/31/2013

