

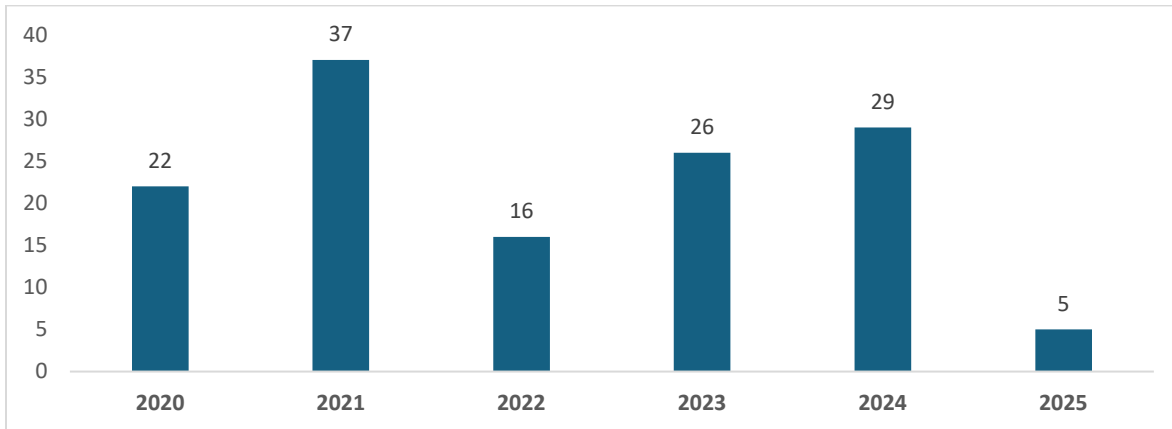
Mortality of Vermonters Residing in an Emergency Assistance Funded Hotel/Motel

April 2025

Version 2

Between 2020 and February 28, 2025, 135 applicants died while they were housed under the General Assistance (GA) Emergency Housing Program.

Number of Deaths of Vermonters residing in a GA funded Hotel/Motel by Year



*Data represents Head of Household deaths while housed in the GA program.

Causes of Death

The causes of death were determined using the underlying cause listed on the death certificate and classified according to rankable causes of death. Additionally, accidental deaths were further categorized to distinguish drug overdose-related poisonings from other types of accidents.

- Over half of the deaths (75) are accountable in two categories. 40% (55) of the individuals died due to a drug overdose. 15% (20) of the individuals died due to a heart disease. The remaining 45% (60) of the individuals died due to a range of cases from accidents not related to a drug overdose to infections and diseases.

Mortality of Vermonters

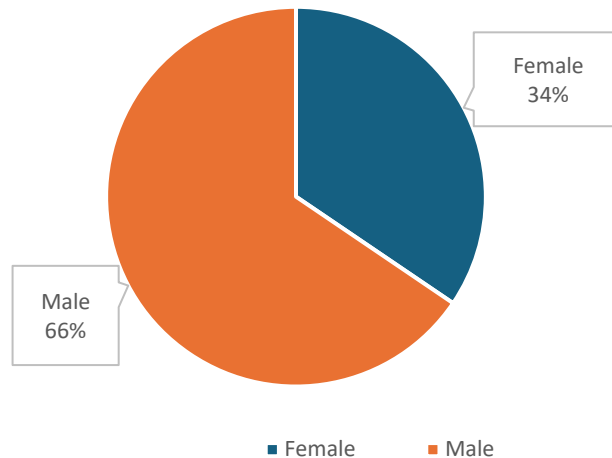
Cause of Death*	Count
Accident - Drug Overdose	55
Diseases of heart	20
Non-rankable cause of death	15
Accident - Other/Not Drug Overdose	10
Malignant neoplasms	8
Diabetes mellitus	6
Chronic lower respiratory diseases	5
Chronic liver disease and cirrhosis	4
Data Pending	3
COVID-19	2
Intentional self-harm (suicide)	2
Assault (homicide)	2
Influenza and pneumonia	1
Essential hypertension and hypertensive renal disease	1
Infections of kidney	1
Grand Total	135

*Data represents Head of Household deaths while housed in the GA program.

2024 GA Death Data Analysis

2024 Housed GA Applicant Deaths by Gender:

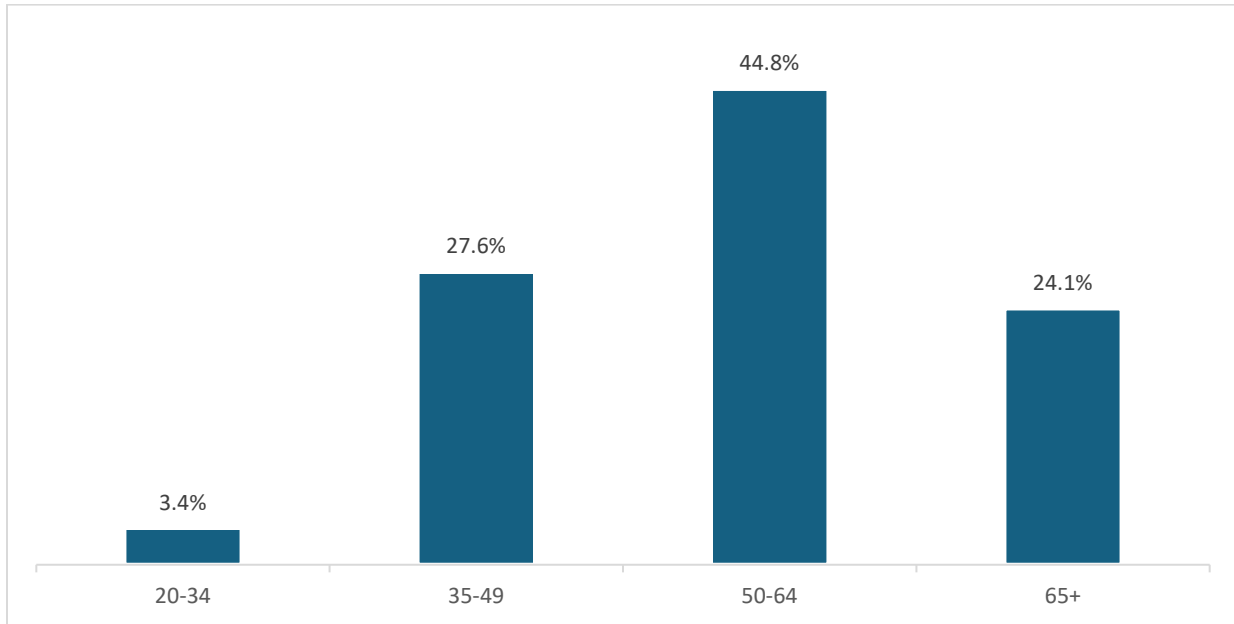
In 2024, 65.5% (19) of deceased GA applicants were male and 35.5% (10) were female.



Mortality of Vermonters

2024 Housed GA Applicant Deaths by Age:

In 2024, 44.8% (13) of deceased GA applicants were 50–64 years old, 27.6% (8) were 35–49 years old, 24.1% (7) were over 65 years old, and 3.4% (1) was 20–34 years old.



2024 Death Rate:

Prior to late 2023, the GA Program collected only enough information to enable looking at deaths among the head of household, or GA program applicant. The expansion of data collection to include all individuals housed means that 2024 is the first-year deaths among everyone housed as a part of the program can be analyzed. In 2024, there were 35 deaths among all individuals housed, a death rate of 16.5 per 1,000 individuals¹. In the latest published vital statistics report, the Vermont death rate was 10.5 per 1,000 population² in 2023. Data based upon smaller populations is more likely to be variable over time. As a result, the GA Program will continue to monitor deaths to identify emerging patterns and trends.

For more information

Please contact Nya Pike, the DCF Records Officer, at AHS.DCFRecordsRequest@vermont.gov

¹ This rate defines the population as the total number of individuals housed on 12/30/2024.

² [Vermont Vital Statistics Annual Report 2023](#)