

GENERAL NOTES

- IT IS NOT STANDARD PRACTICE TO PROVIDE CENTER LINES ON PATHS. THEY MAY BE PROVIDED:
 - WHERE HEAVY SHARED USE IS EXPECTED.
 - ON CURVES WHERE LIMITED SIGHT DISTANCE IS AVAILABLE.
 - WHERE NIGHT TIME RIDING IS EXPECTED ON UNLIGHTED FACILITIES.
- WHEN CENTER LINES ARE PROVIDED, THEY SHOULD BE A SINGLE 4" SOLID YELLOW LINE.
- ALL PAVEMENT MARKINGS USED ON PATHS SHALL BE RETROREFLECTIVE.
- ALL SIGN DIMENSIONS SHOWN FOR USE ON SHARED-USE PATHS ONLY.

IF RAILROAD CROSSING IS SKEWED 30 DEGREES OR LESS, SKEWED CROSSING SIGN MAY BE USED IN ADDITION TO STANDARD CROSSING SIGNS

AUXILIARY SIGNS

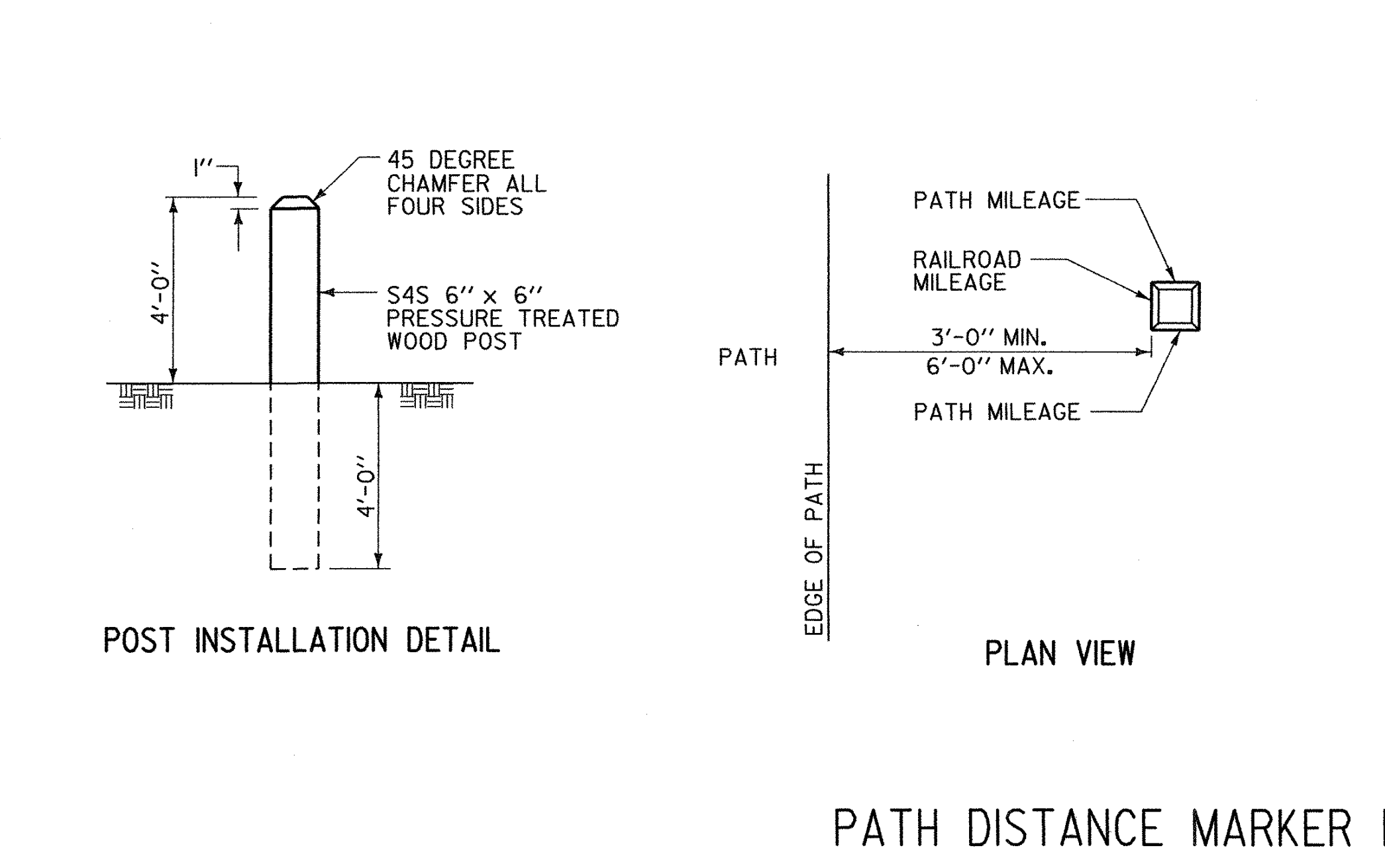
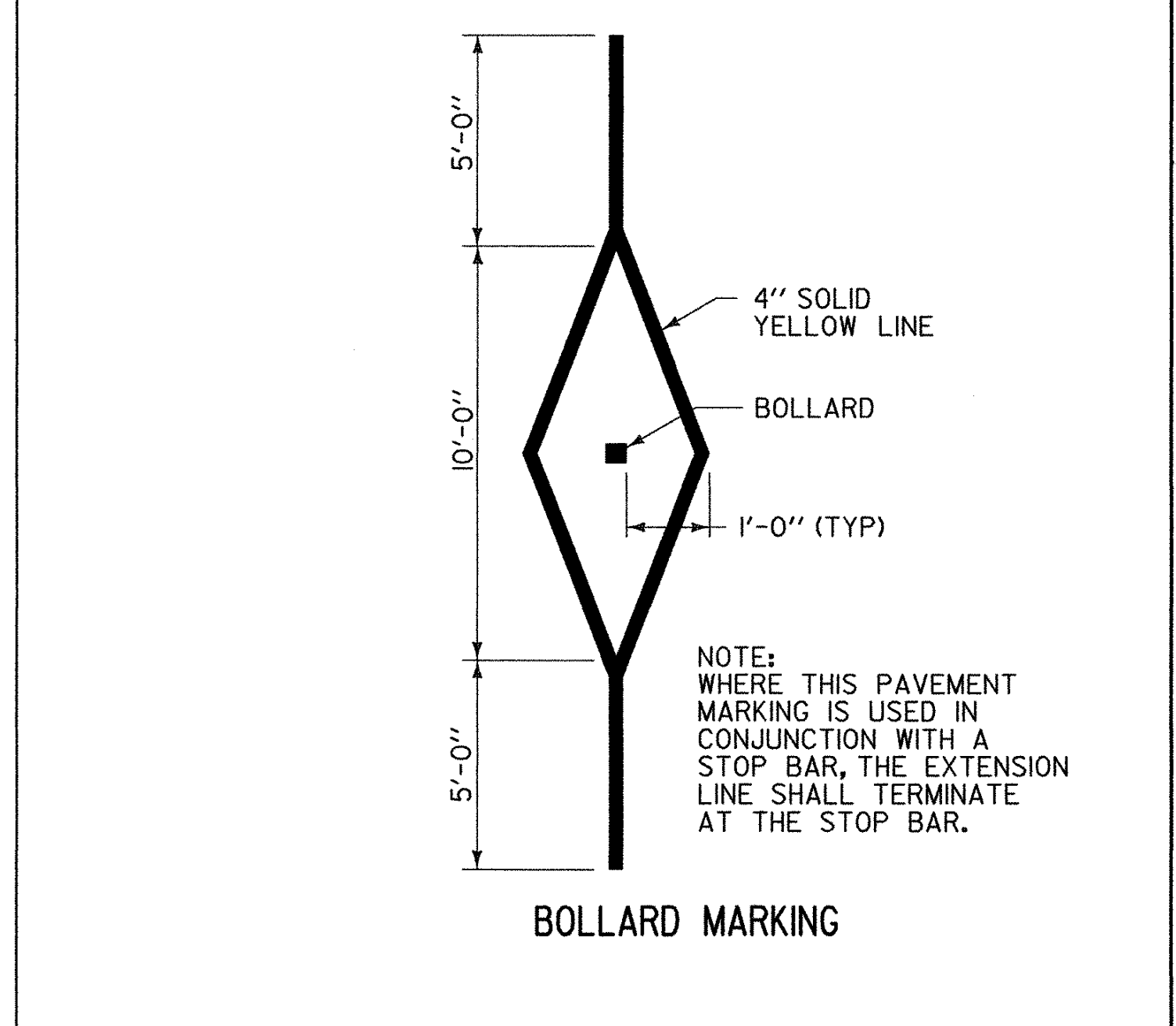
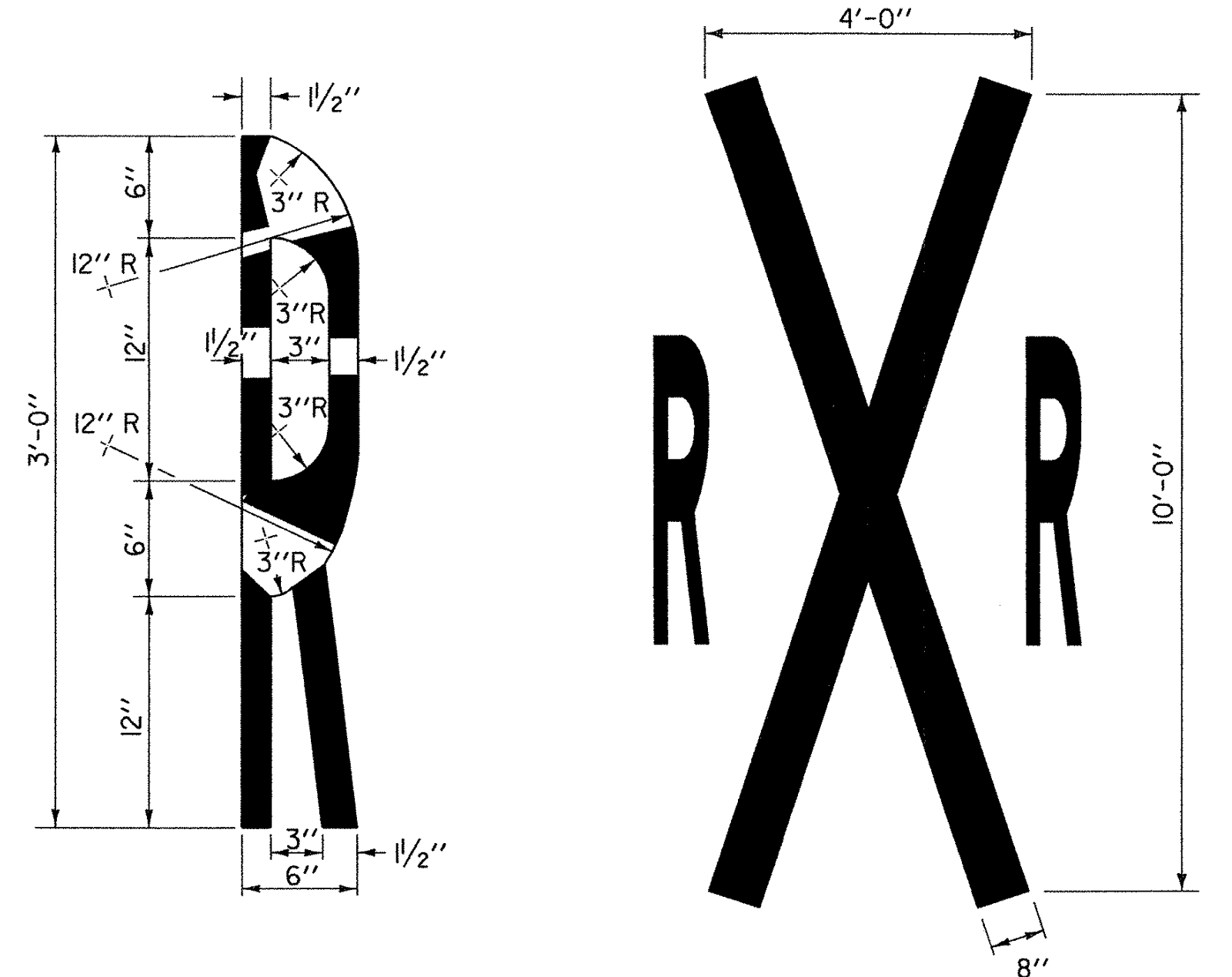
A "NUMBER OF TRACKS" SIGN SHALL BE USED WHERE THERE ARE TWO OR MORE TRACKS AT THE CROSSING AND AUTOMATIC GATES ARE NOT PRESENT

ADVANCE WARNING SIGNS

RAILROAD ADVANCE WARNING SIGNS WILL BE PROVIDED AND LOCATED IN ACCORDANCE WITH SECTION 8B-3 OF MUTCD.

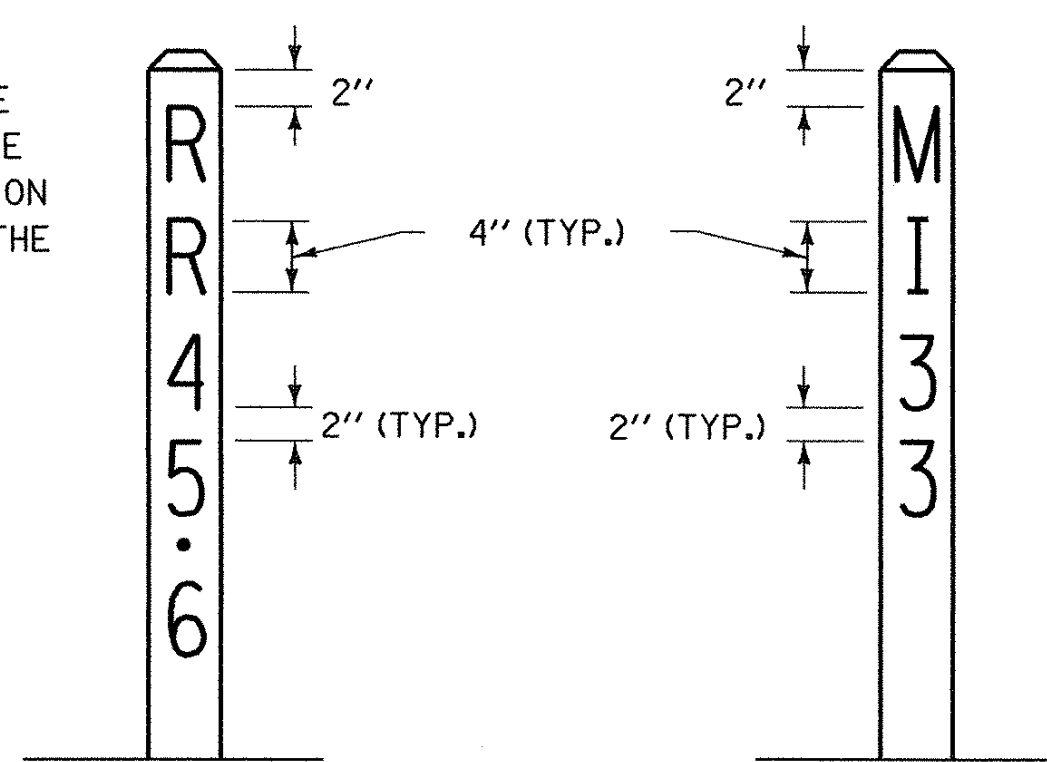
SIGN MATERIALS AND COLORS

- CROSSBUCKS SHALL BE 0.100" ALUMINUM WITH WHITE ASTM TYPE III OR HIGHER GRADE SHEETING, APPLIED TO BOTH SIDES OF SIGN PANELS.
- "NUMBER OF TRACKS" SIGN SHALL BE 0.060" ALUMINUM WITH WHITE RETROREFLECTIVE ASTM TYPE III OR HIGHER GRADE SHEETING APPLIED TO THE ENTIRE BACKGROUND.
- A STRIP OF RETROREFLECTIVE WHITE ASTM TYPE III OR HIGHER GRADE SHEETING, NOT LESS THAN 2" IN WIDTH, SHALL BE USED ON EACH SUPPORT AT PATH-RAIL GRADE CROSSINGS FOR THE FULL LENGTH OF THE FRONT AND BACK OF THE SUPPORT FROM THE "CROSSBUCK SIGN" OR "NUMBER OF TRACKS" SIGN TO NEAR GROUND LEVEL.
- TEXT, STRIPES AND BORDERS SHALL BE EITHER SILK SCREENED OR LETTERING FILM.



NOTE

"RR" SHALL PRECEDE THE RAILROAD DISTANCE WHERE THESE POSTS ARE USED ON RAIL TRAILS, OTHERWISE THE "RR" DESIGNATION SHALL NOT BE USED.



NOTES

- LETTERING SHALL BE ROUTED/ENGRAVED ON THREE FACES OF THE POST. THE DEPTH OF THE LETTERING SHALL BE 1/2" AT THE DEEPEST PART. LETTERING SHALL BE PAINTED WITH AN OIL BASED PRIMER AND TWO COATS OF OIL BASED WHITE PAINT. PAINTING WORK AND MATERIALS SHALL BE FURNISHED AS APPROVED BY THE ENGINEER.
- "MI" SHALL PRECEDE THE PATH DISTANCE IN MILES WHERE RAILROAD DISTANCE IS ALSO SHOWN. WHEN USED ON SHARED USE PATHS WITHOUT RAILROAD DISTANCE, THE "MI" DESIGNATION IS OPTIONAL.

REVISIONS AND CORRECTIONS

FEB. 06, 2004 - DATE OF ORIGINAL ISSUE
 JUNE 9, 2008 - UPDATED TO COMPLY WITH MUTCD

APPROVED

Blair E. Newsum
 LOCAL TRANSPORTATION FACILITIES PROGRAM MANAGER

Rick Feltman
 DIRECTOR OF PROGRAM DEVELOPMENT

Mark S. Richter
 FEDERAL HIGHWAY ADMINISTRATION

SHARED USE PATH PAVEMENT MARKINGS AND SIGN DETAILS

OTHER STDS. REQ'D:
 A-78, A-79, A-80, C-3B, E-160, E-164 & E-190

THIS SHEET IS NOT TO SCALE

VERMONT AGENCY OF TRANSPORTATION

STANDARD E-195