


Downtown and Village Center Tax Credit Program - Additional Images Form

Façade Credits

If you are applying for Façade Credits, use this form to include additional labeled photographs that clearly show all sides of the building before construction. Please fill out this form using [Adobe Acrobat Reader](#); it may not function properly using Preview or other software. Applicants must also include plans and/or an explanation sufficiently detailed to show anticipated exterior changes, e.g., elevations, floor plans, sketches, or annotated photographs. These may be submitted via email as additional attachments. Please limit photographs to no more than 20.



Caption:




Caption:

Downtown and Village Center Tax Credit Program - Additional Images Form



Caption:




Caption:

Property Address:

Downtown and Village Center Tax Credit Program - Additional Images Form



Caption:




Caption:

Property Address:

Downtown and Village Center Tax Credit Program - Additional Images Form



Caption:




Caption:

Property Address:

Downtown and Village Center Tax Credit Program - Additional Images Form



Caption:




Caption:

Property Address:

Downtown and Village Center Tax Credit Program - Additional Images Form



Caption:




Caption:

Property Address:

Downtown and Village Center Tax Credit Program - Additional Images Form




Caption:




Caption:

Property Address:

Downtown and Village Center Tax Credit Program - Additional Images Form



Caption:




Caption:

Property Address:

Downtown and Village Center Tax Credit Program - Additional Images Form



Caption:




Caption:

Property Address:

Downtown and Village Center Tax Credit Program - Additional Images Form



Caption:



Caption:

Property Address: