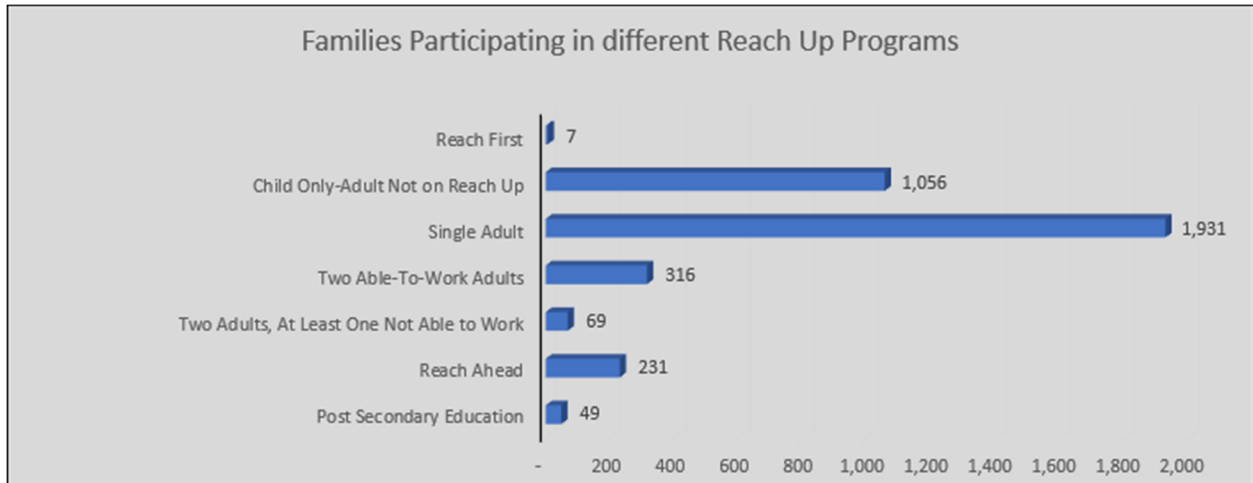
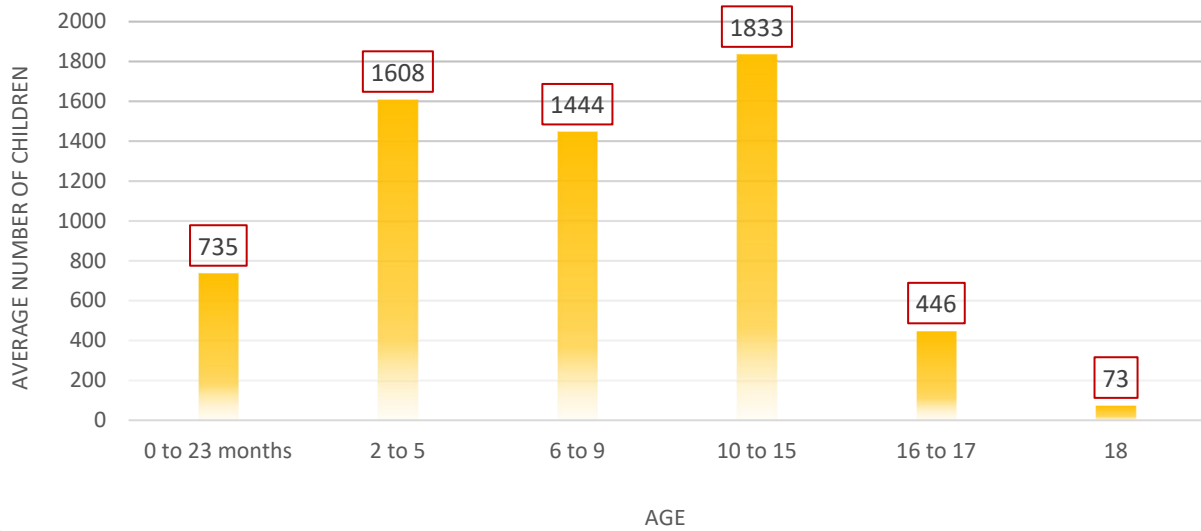


Reach Up Demographics and Caseload Trends



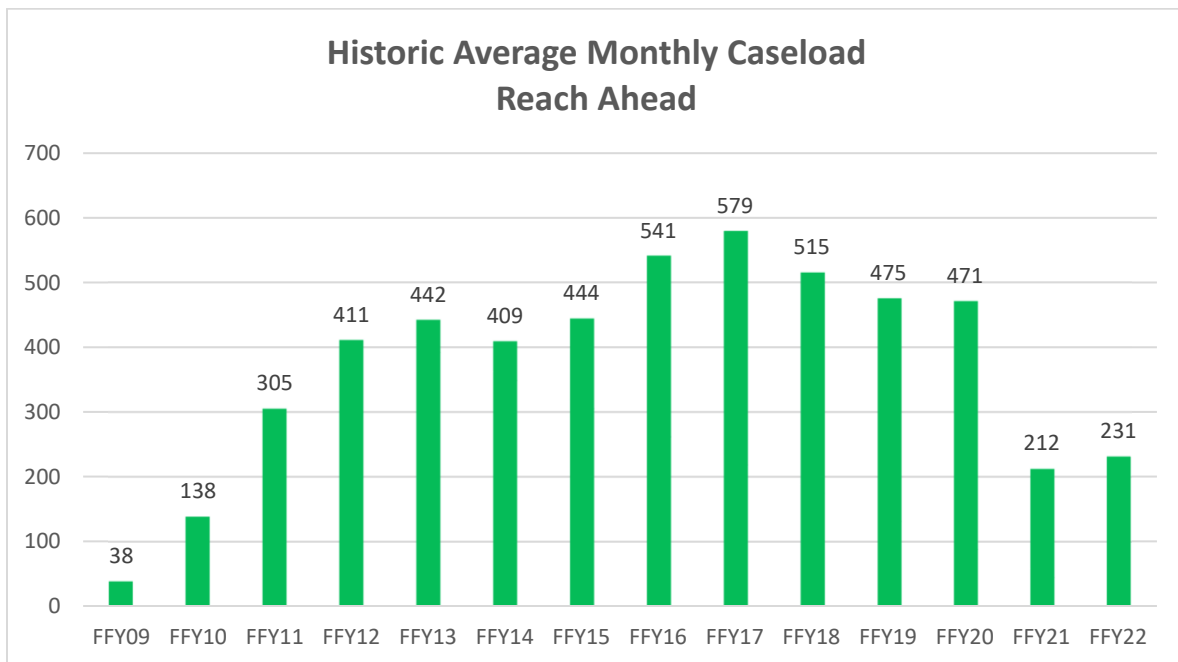
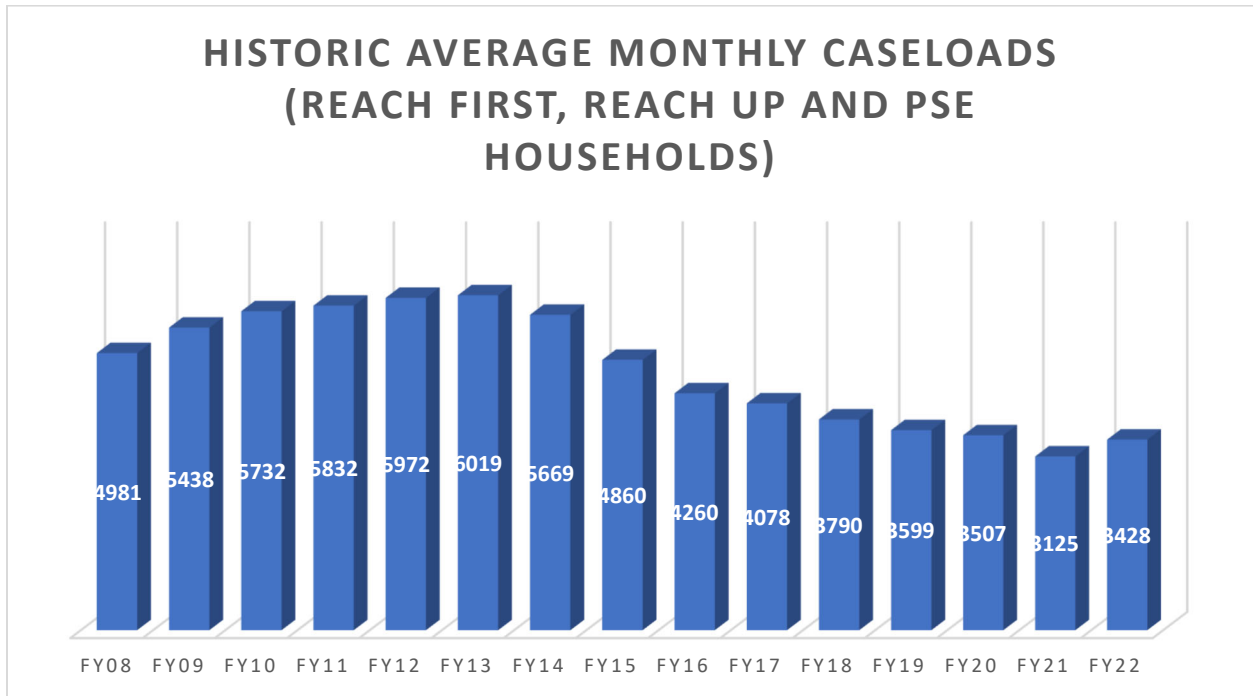
Average Number of Adults Participating in Reach Up Each Month	
Child Only (Adult not on Reach Up)	0
Single Adult	1,931
Two Able-To-Work Adults	632
Two Adults, At Least One Not Able to Work	138
Total Adults	2,701
** (does not include Postsecondary Education Program participants)	

AGES OF CHILDREN IN FAMILIES ENROLLED IN REACH UP



Age	Avg Number of Children	As Percentage Of All Children
0 to 23 months	735	12%
2 to 5	1608	26%
6 to 9	1444	24%
10 to 15	1833	30%
16 to 17	446	7%
18	73	1%
Total	6139	100%

Caseload Data



3SquaresVT Participation of Reach Up Leavers

Reach Up Leavers' Participation in 3SquaresVT – State Fiscal Year 2022					
	Quarter Ending Sep '20	Quarter Ending Dec '20	Quarter Ending Mar '21	Quarter Ending Jun '21	Average
1. Total number of individuals who left Reach Up	1,140	1,242	1,146	1,539	1,267
2. Those in #1 who were not receiving Reach Up in the 4th month after leaving Reach Up	925 81%	1,057 85%	912 80%	1,224 80%	1,030 81%
3. Those in #2 who were enrolled in 3SquaresVT at the time of leaving Reach Up	739 80%	893 84%	801 88%	1,058 86%	873 85%
4. Those in #3 who were also enrolled in 3SquaresVT in the 4th month after leaving Reach Up	454 61%	563 63%	489 61%	583 55%	522 60%